



SUZUKI
MARINE

Parts Book

DT 150 (98-01)

DT 200 (98-00)

DT 225 (01)

PREFACE

When it becomes necessary to replace parts on SUZUKI OUTBOARD MOTORS, always use SUZUKI GENUINE PARTS which have passed a strict inspection which guarantees quality and performance.

This parts catalogue covers the list of all service parts for SUZUKI DT150/150STC/150G '98~'01 MODEL, DT200/200G '98~'00 MODEL, DT225/225G '01 MODEL.

INSTRUCTIONS FOR QUOTING THE CATALOGUE

1. DIMENSIONS

Dimensions of the parts in this catalogue are indicated in unit millimeters.

2. ABBREVIATIONS

Abbreviations used in this catalogue are as follows:

AR	: As required	NT	: Number of teeth
ASSY	: Assembly	OPT	: Optional
E.No.	: Engine number	OS	: Over size
F.No.	: Frame number	STD	: Standard
d	: Diameter of material	T	: Thickness
ID	: Inside diameter	US	: Under size
OD	: Outside diameter	W	: Width
L	: Length	W/	: With
LH(PORT)	: Left hand side	S,L,UL,LL	: Transom type
RH(STBD)	: Right hand side	SUS	: Stainless steel
~123456	: Up to F.No.15003-123456	PTT	: Power trim and tilt
123456~	: From F.No.15003-123456	'00	: MODEL:2000
		'01	: MODEL:2001

$\frac{12}{\text{ID}} \times \frac{34}{\text{OD}} \times \frac{5.6}{\text{T(or W,L)}}$ Figures in the description column show the dimensions of parts.

→12345-56781 (Parts No.) : indicates that the parts number was changed to 12345-56781 and the new parts are interchangeable with the former ones but the former ones are not interchangeable with new ones.

←12345-56781 (Parts No.) : indicates that the former and new parts are interchangeable with each other and both are usable.

3. INNER PARTS OF ASSEMBLY

Part name with a dot (.) in front as shown in the description column indicates the component of the assembly also available individually.

4. MODIFICATION NOTICE

A parts bulletin will be sent to you on all occasions when changes in parts occur, including interchangeable modifications between new parts and old ones.

5. NOTE

5-1. There are some different parts from those of production models among spare parts for the administrative reasons and common use of them with other models.

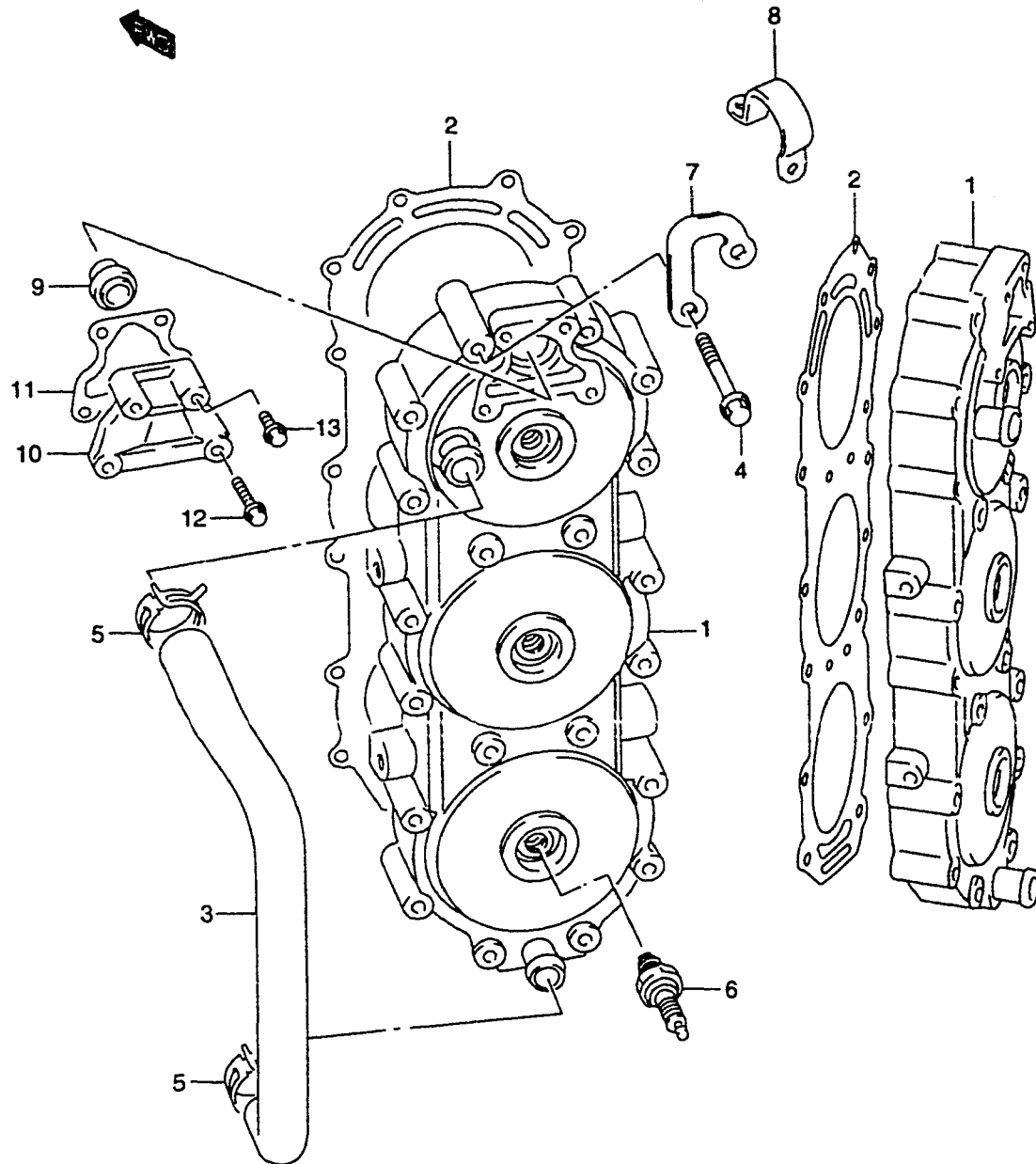
5-2. In respect of rubber hoses and vinyl tubes, please be sure to use them by cutting off according to the length mentioned on parts catalogue or what is actually required on the vehicle.

5-3. Note that the drawings on the illustration page are for ready reference of spare parts number, not to be used as an assembly manual. When assembling, use "SUZUKI SERVICE MANUAL".

6. MODEL NAME AND ENGINE NUMBER

MODEL	YEAR'S	TYPE	TRANSOM	ENGINE No.
DT150TCLW	'98	15003	L,X	15003-861001~
DT150TCLX	'99	15003	L,X	15003-971001~
DT150TCLY	'00	15003	L,X	15003-030001~
DT150TCL1	'01	15003	L,X	15003-151001~
DT150STCLW	'98	15002	L	15002-861001~
DT150STCLX	'99	15002	L	15002-971001~
DT150STCLY	'00	15002	L	15002-030001~
DT150STCL1	'01	15002	L	15002-151001~
DT150GULW	'98	15003G	X	15003G-861001~
DT150GULX	'99	15003G	X	15003G-971001~
DT150GULY	'00	15003G	X	15003G-030001~
DT150GUL1	'01	15003G	X	15003G-151001~
DT200TCLW	'98	20002	L,X	20002-861001~
DT200TCLX	'99	20002	L,X	20002-971001~
DT200TCLY	'00	20002	L,X	20002-030001~
DT200GULW	'98	20002G	X	20002G-861001~
DT200GULX	'99	20002G	X	20002G-971001~
DT200GULY	'00	20002G	X	20002G-030001~
DT225TCUL1	'01	22501	X	22501-151001~
DT225GUL1	'01	22501G	X	22501-151001~

FIG.1



REF.NO.	PART NO.	DESCRIPTION	QTY.	REMARKS
1-1	11110-87D20-0ED	HEAD, CYLINDER	2	DT150(G)
1-2	11110-88D40-0ED	HEAD, CYLINDER	2	DT200(G)
1-3	11110-87D31-0ED	HEAD, CYLINDER	2	DT150STC
2	11141-87D40	GASKET, CYLINDER HEAD	2	
3	11196-87D00	HOSE, WATER	2	
4	09116-08113	BOLT, CYLINDER HEAD (8X65)	40	
5	09401-25403	CLIP	4	
6	09482-00370	PLUG, SPARK (BR8HS-10)	6	
7	11291-87D00-0ED	HOOK, ENGINE	1	
8	11291-87E00-0ED	HOOK, ENGINE	1	
9	17670-88D00	THERMOSTAT (42C)	2	
10	17681-87D00-0ED	COVER, THERMOSTAT	2	
11	17685-87D10	GASKET, THERMOSTAT COVER	2	
12	01550-06407	BOLT, THERMOSTAT	4	UPPER
13	01550-06207	BOLT, THERMOSTAT	4	LOWER

COLOR : 0ED (GRAY)

REFER TO FIG.2 (B-3) FOR DT225/DT225G

FIG.2

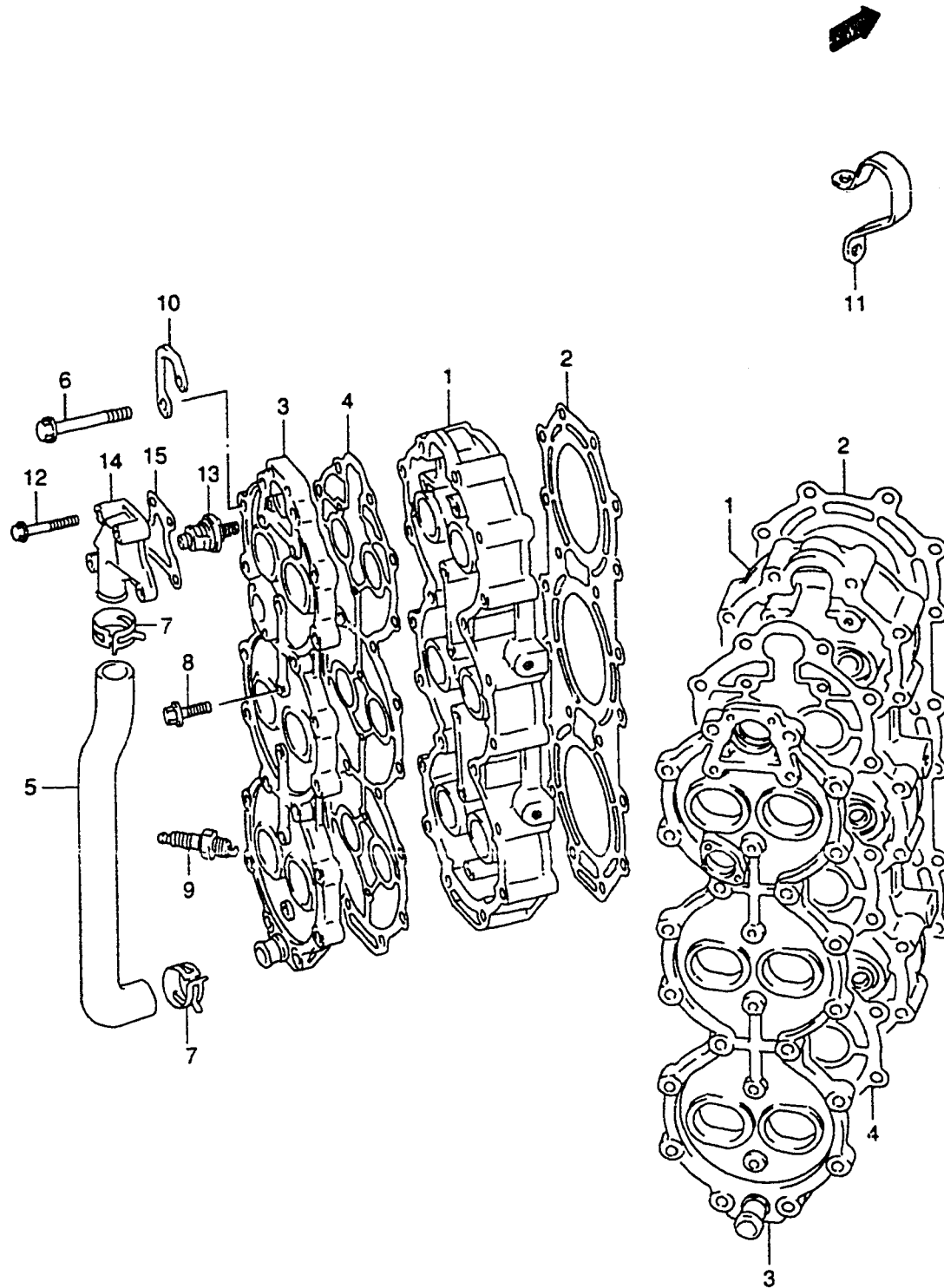


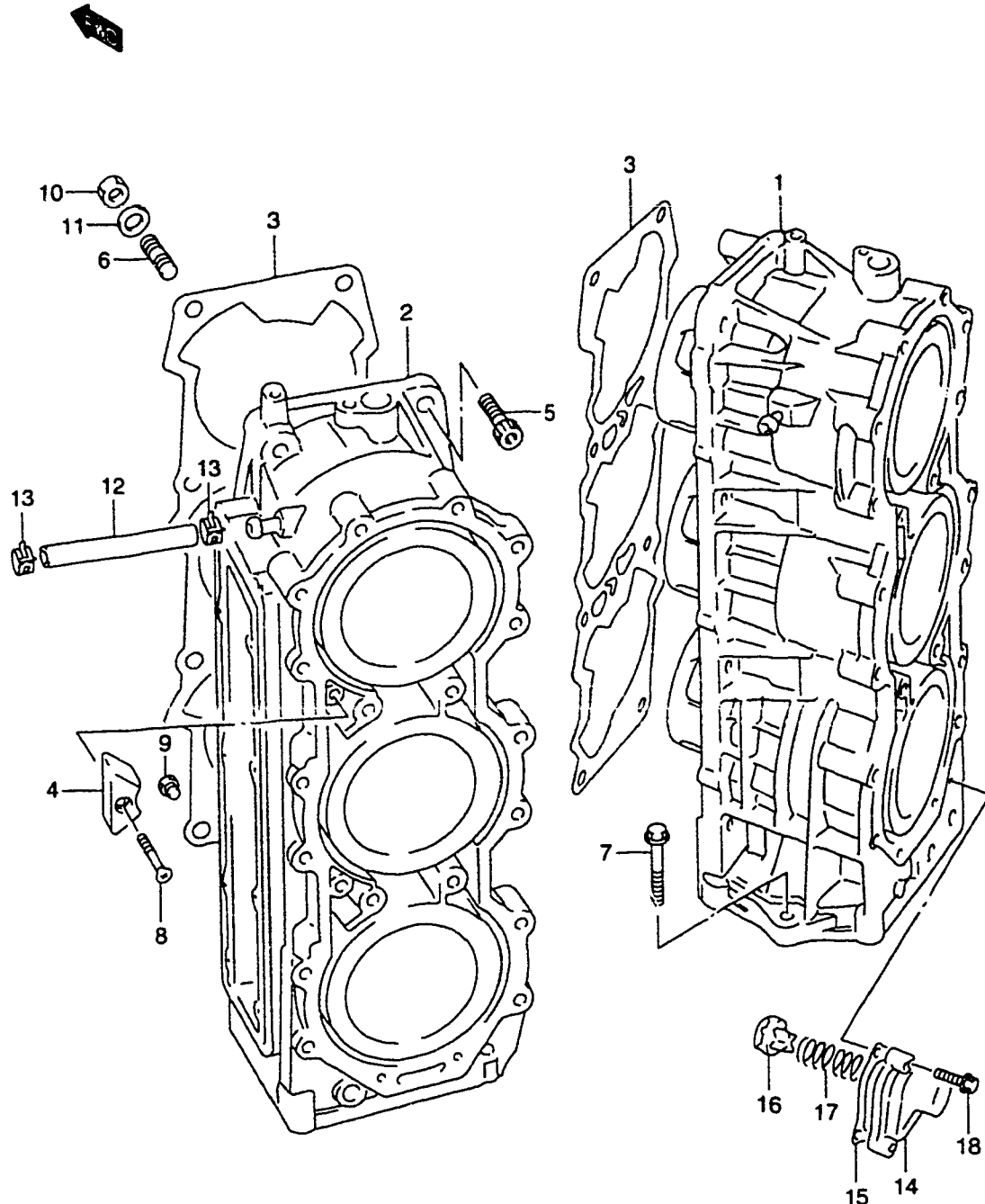
FIG.2 (B-3)

CYLINDER HEAD (DT225/225G)

REF.NO.	PART NO.	DESCRIPTION	QTY.	REMARKS
1	11111-92E01-0ED	HEAD, CYLINDER	2	
2	11141-87D31	GASKET, CYLINDER HEAD	2	
3	11100-87820	COVER SET, CYLINDER HEAD	2	
4	11162-92E11	GASKET, CYLINDER HEAD COVER	2	
5	11196-87D10	HOSE, WATER	2	
6	09116-08109	BOLT, CYLINDER HEAD (8X75)	40	
7	09401-25403	CLIP	4	
8	01550-06307	BOLT, CYLINDER HEAD COVER	10	
9	09482-00370	PLUG, SPARK (BR8HS-10)	12	
10	11291-87D00-0ED	HOOK, ENGINE	1	
11	11291-87E00-0ED	HOOK, ENGINE	1	
12	01550-06407	BOLT, THERMOSTAT	8	
13	17670-88D00	THERMOSTAT (42C)	2	
14	17681-87D10-0ED	COVER, THERMOSTAT	2	
15	17685-87D10	GASKET, THERMOSTAT COVER	2	

COLOR : 0ED (GRAY)

FIG.3



REF.NO.	PART NO.	DESCRIPTION	QTY.	REMARKS
1-1	11210-87DV0-0ED	CYLINDER, STBD	1	DT150(G) STEEL
1-2	11210-87DV1-0ED	CYLINDER, STBD	1	DT150STC BORON
1-3	11210-88DV0-0ED	CYLINDER, STBD	1	DT200(G) BORON
2-1	11220-87DV0-0ED	CYLINDER, PORT	1	DT150(G) STEEL
2-2	11220-87DV1-0ED	CYLINDER, PORT	1	DT150STC BORON
2-3	11220-88DV0-0ED	CYLINDER, PORT	1	DT200(G) BORON
3	11228-88D21	GASKET, CYLINDER	2	
4	11281-87D00	PROTECTION, ANODE	4	
5	09106-12001	BOLT, CYLINDER (12X45)	8	
6	09108-12009	BOLT, CYLINDER STUD	8	
7	09116-08100	BOLT, CYLINDER (8X80)	2	
8	09126-06005	SCREW, PROTECTION ANODE (6X30)	4	
9	09246-04005	PLUG, CYLINDER	1	
10	09140-12038	NUT, CYLINDER	8	
11	08322-01127	WASHER, CYLINDER	16	
12	09352-50903-600	HOSE, WATER INSPECTION	1	L:600→150
13	09401-08411	CLIP, INSP HOSE	2	
14	17611-88D00	CASE, PRESSURE VALVE	1	
15	17616-88D00	GASKET, PRESSURE VALVE CASE	1	
16-1	17661-88D00	VALVE, PRESSURE	1	
16-2	17661-88D01	VALVE, PRESSURE	1	DT150:031163~ DT150G:031041~ DT150STC:031101~ DT200:031227~
17	17662-88D00	SPRING, PRESSURE VALVE	1	
18	01550-06257	BOLT	3	

COLOR : 0ED (GRAY)

REFER TO FIG.4(B-5) FOR DT225/DT225G

FIG.4

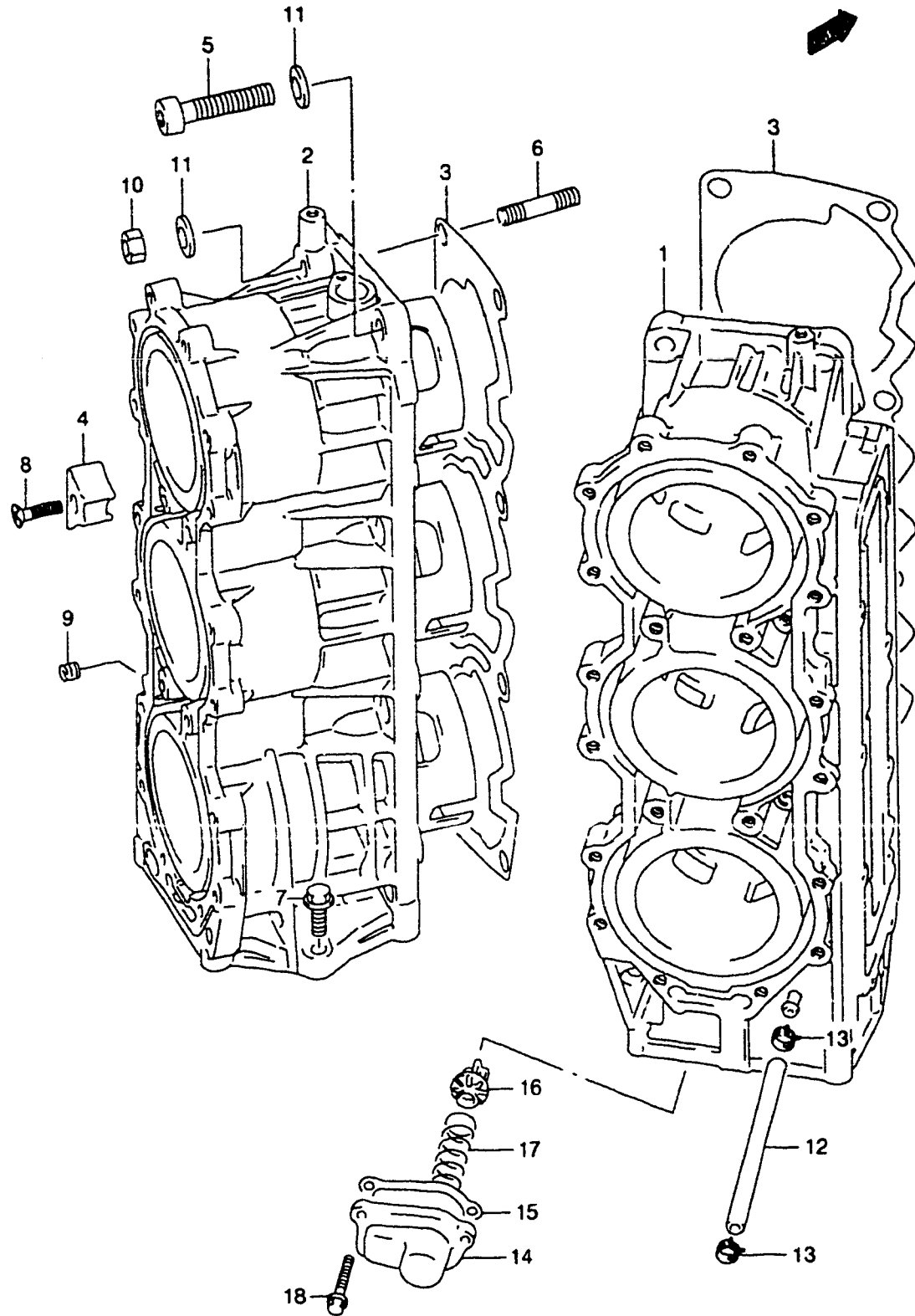


FIG.4 (B-5)

CYLINDER (DT225/225G)

QTY.

REF.NO.	PART NO.	DESCRIPTION	QTY.	REMARKS
1	11210-92EV0-0ED	CYLINDER, STBD	1	BORON
2	11220-92EV0-0ED	CYLINDER, PORT	1	BORON
3	11228-88D21	GASKET, CYLINDER	2	W/F.R.S
4	11281-87D00	PROTECTION, ANODE	4	
5	09106-12001	BOLT, CYLINDER (12X45)	8	
6	09108-12009	BOLT, CYLINDER STUD	8	
7	09116-08100	BOLT, CYLINDER (8X80)	2	
8	09126-06005	SCREW, PROTECTION ANODE (6X30)	4	
9	09246-04005	PLUG, CYLINDER	1	
10	09140-12038	NUT, CYLINDER	8	
11	08322-01127	WASHER, CYLINDER	16	
12	09352-50903-600	HOSE, WATER INSPECTION	1	L:600→150
13	09401-08411	CLIP, INSP HOSE	2	
14	17611-88D00	CASE, PRESSURE VALVE	1	
15	17616-88D00	GASKET, PRESSURE VALVE	1	
16-1	17661-88D00	VALVE, PRESSURE	1	
16-2	17661-88D01	VALVE, PRESSURE	1	DT225:031174~ DT225G:031032~
17	17662-88D00	SPRING, PRESSURE VALVE	1	
18	01550-06257	BOLT	3	

COLOR : 0ED (GRAY)

FIG.5

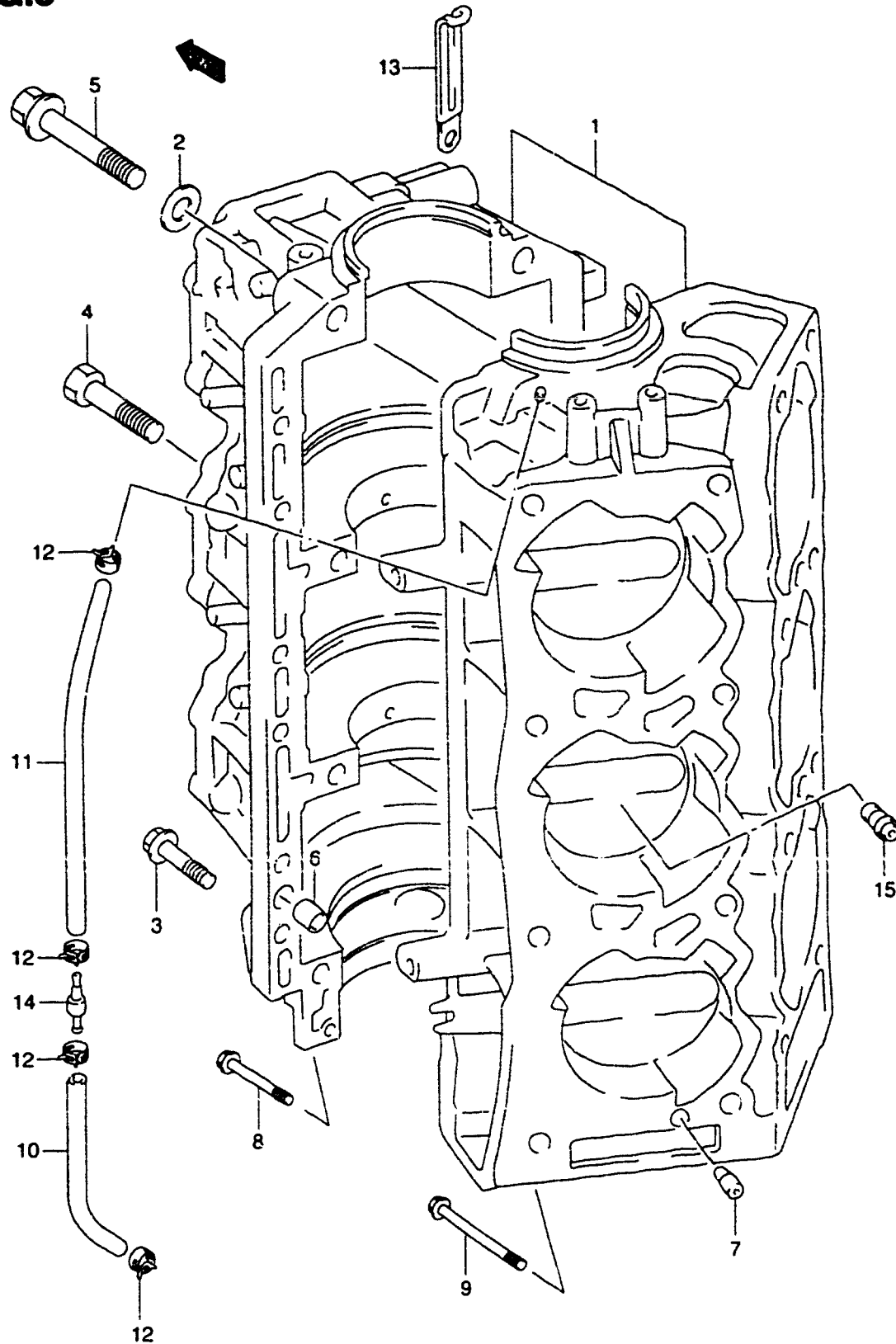


FIG.5 (B-6)

CRANKCASE (DT150(G/S),200(G))

REF.NO.	PART NO.	DESCRIPTION	QTY.	REMARKS
1-1	11300-87D85-0ED	CRANKCASE ASSY	1	DT150STC -MODEL:97
1-2	11300-88D40-0ED	CRANKCASE ASSY	1	DT150(G) DT200(G) DT150STC:MODEL:98-01
2	08322-01127	WASHER	2	
3	01550-08407	BOLT, CRANKCASE	12	
4	01500-126C7	BOLT, CRANKCASE	2	
5	01560-12907	BOLT	6	
6	04211-11129	PIN, CRANKCASE KNOCK	2	
7	16710-88D30	VALVE, CHECK	2	
8	01550-06507	BOLT	1	
9	01550-06907	BOLT	1	
10	09355-30705-600	HOSE, LUBRICATION LOWER	1	L:600→200
11	09355-30705-600	HOSE, LUBRICATION UPPER	1	L:600→330
12	09401-06405	CLIP	4	
13	09404-12201	CLAMP, LUBRICATION HOSE	2	
14	16710-95211	VALVE, LUBRICATION	1	
15	16710-87E10	VALVE, CHECK	3	

COLOR : 0ED (GRAY)

REFER TO FIG.6(B-7) FOR DT225/DT225G

FIG.6

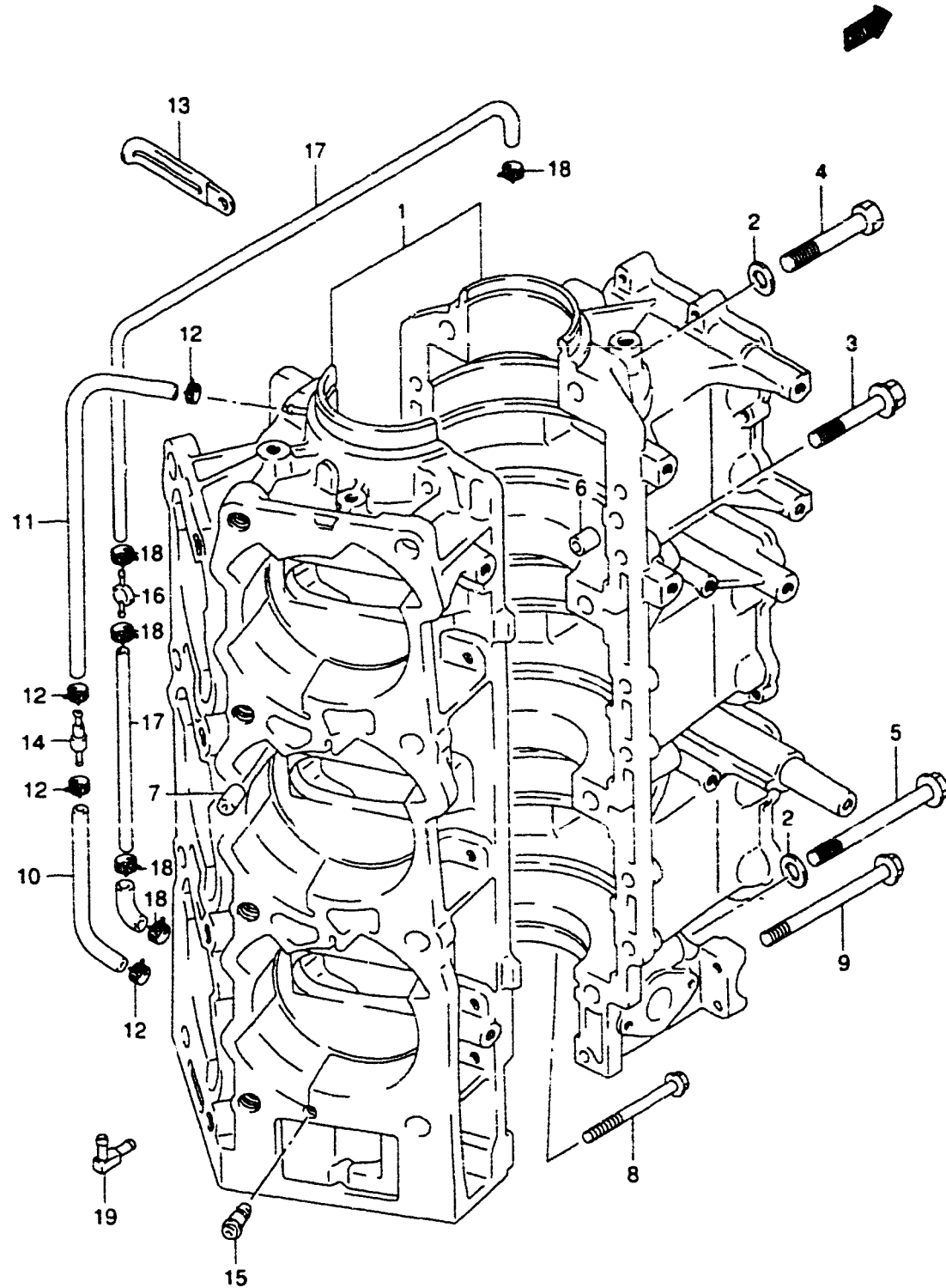


FIG.6 (B-7)

CRANKCASE (DT225/225G)

REF.NO.	PART NO.	DESCRIPTION	QTY.	REMARKS
1-1	11300-88D10-0ED	CRANKCASE ASSY (GRAY)	1	
1-2	11300-88DV0-0ED	CRANKCASE ASSY (GRAY)	1	MODEL.01
2	08322-01127	.WASHER	2	
3	01550-08407	.BOLT, CRANKCASE	12	
4	01500-12607	.BOLT, CRANKCASE	2	
5	01560-12907	.BOLT	6	
6	04211-11129	.PIN, CRANKCASE KNOCK	2	
7	16710-88D30	.VALVE, CHECK	2	
8	01550-06507	BOLT	1	
9	01550-06907	BOLT	1	
10	09355-30705-600	HOSE, LUBRICATION LOWER	1	L.600→200
11	09355-30705-600	HOSE, LUBRICATION UPPER	1	L.600→330
12	09401-06405	CLIP	4	
13	09404-12201	CLAMP, LUBRICATION HOSE	2	
14	16710-95211	VALVE, LUBRICATION	1	
15	16710-87E10	VALVE, CHECK	3	
16	16810-95501	FILTER, LUBRICATION	1	
17	09352-50901-600	HOSE, LUBRICATION NO.2	2	L.600→330
18	09401-08411	CLIP	4	
19	16725-87D00	NOZZLE, LUBRICATION	1	

FIG.7

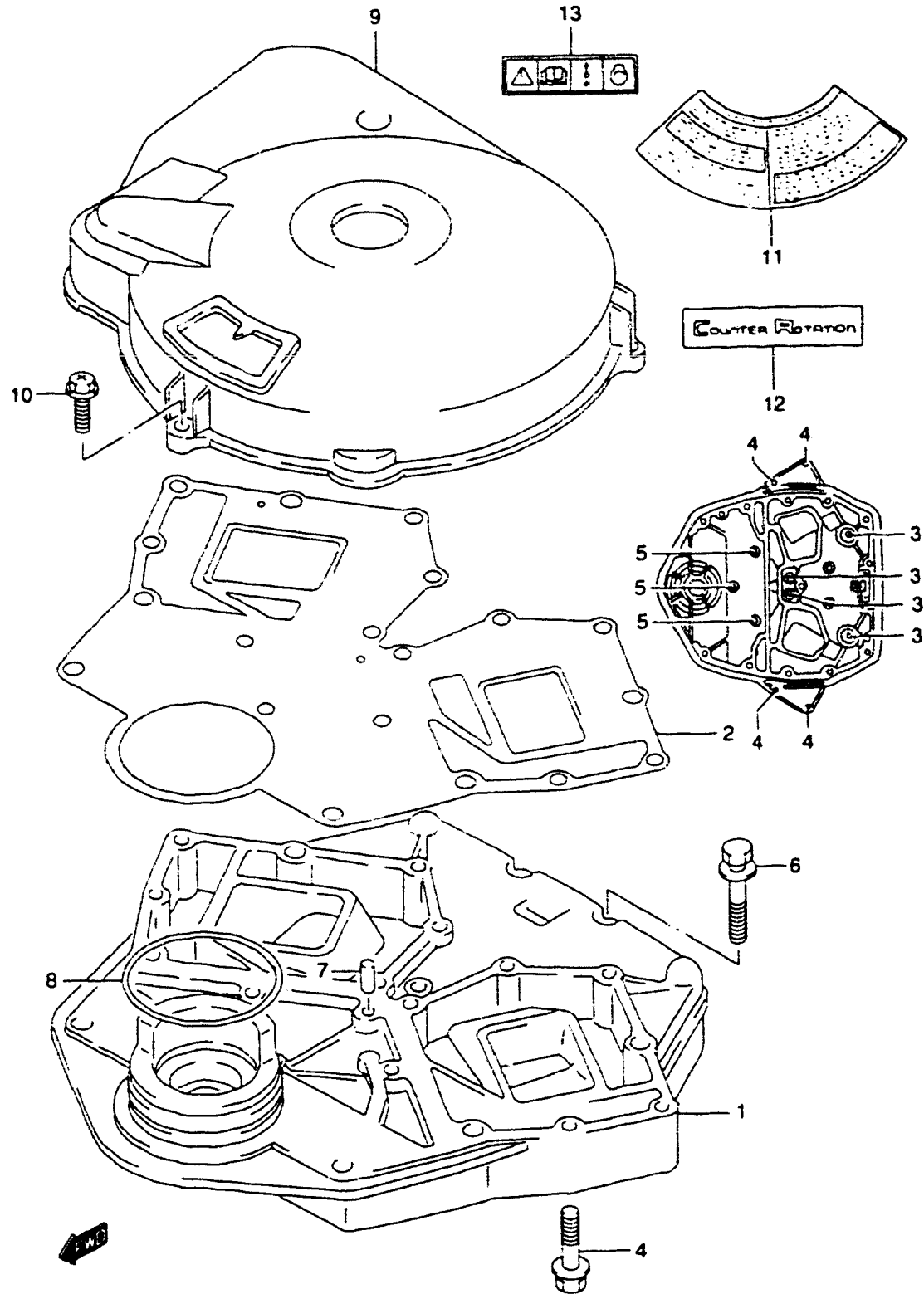


FIG.7 (B-8)

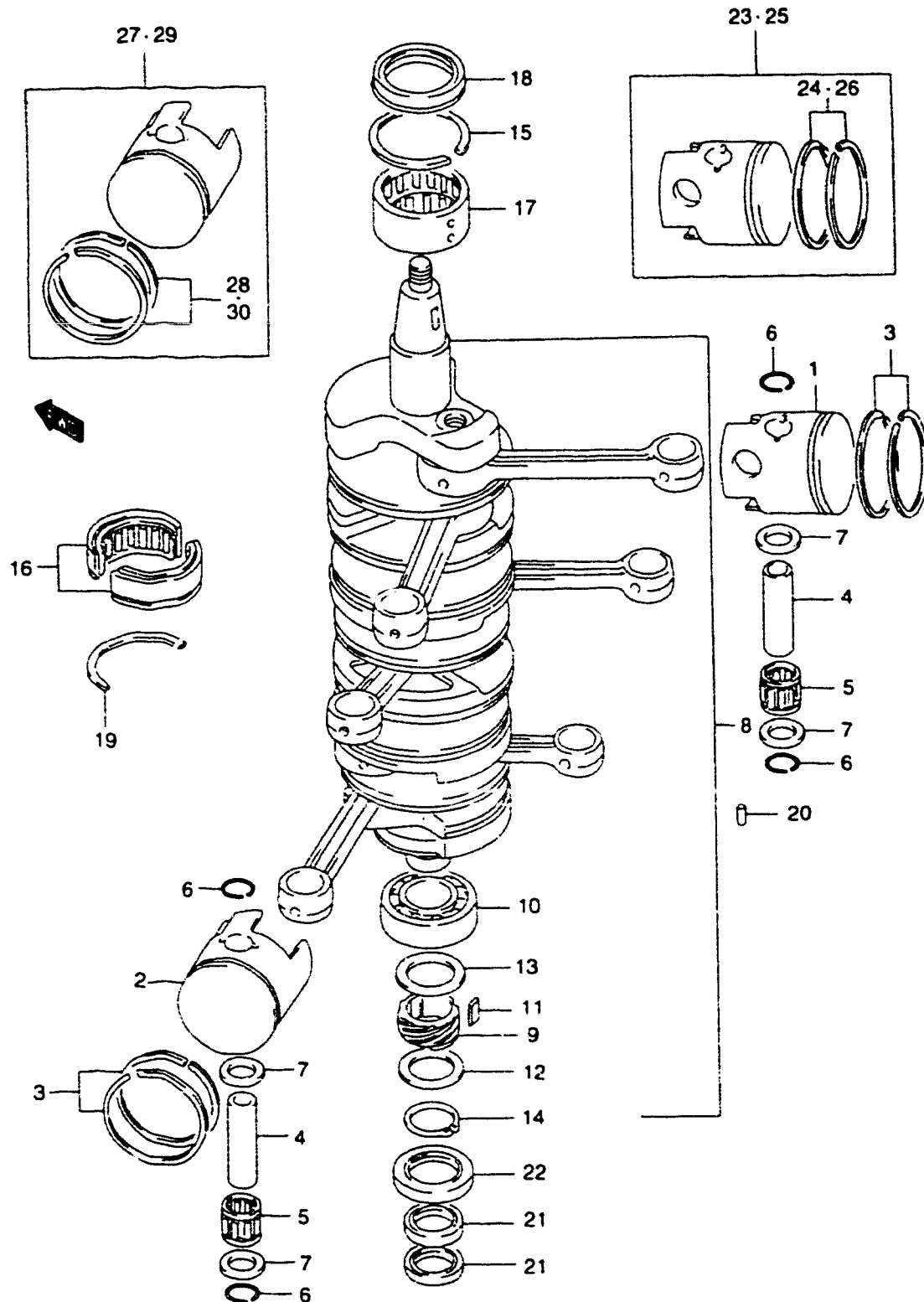
UNDER HOUSING

REF.NO.	PART NO.	DESCRIPTION	QTY.	REMARKS
1	11431-87D04-0ED	HOUSING, UNDER OIL SEAL	1	
2	11433-87D30	GASKET, UNDER OIL SEAL	1	
3	09116-08097	BOLT, UNDER OIL SEAL (8X50)	5	
4	09116-08098	BOLT, UNDER OIL SEAL (8X40)	4	
5	09116-08099	BOLT, UNDER OIL SEAL (8X30)	3	
6	09116-08100	BOLT, UNDER OIL SEAL (8X80)	2	
7	09202-06023	PIN, UNDER OIL SEAL KNOCK	1	
8	09280-80002	O RING, UNDER OIL SEAL	1	
9	11511-92E00	COVER, MAGNETO	1	
10	02162-06257	BOLT	3	
11-1	61466-92E11	MARK, EMERGENCY	1	FRENCH
11-2	61911-92E01	MARK, EMERGENCY	1	
12	61469-87D00-70G	MARK, COUNTER ROTATION	1	
13-1	69711-93E00	LABEL, CAUTION	1	-MODEL:00
13-2	69711-93E10	LABEL, CAUTION	1	MODEL:01

COLOR : 0ED (GRAY) 019 (BLACK)
70G (764/019) 764 (GOLD)

FIG.8

QTY.

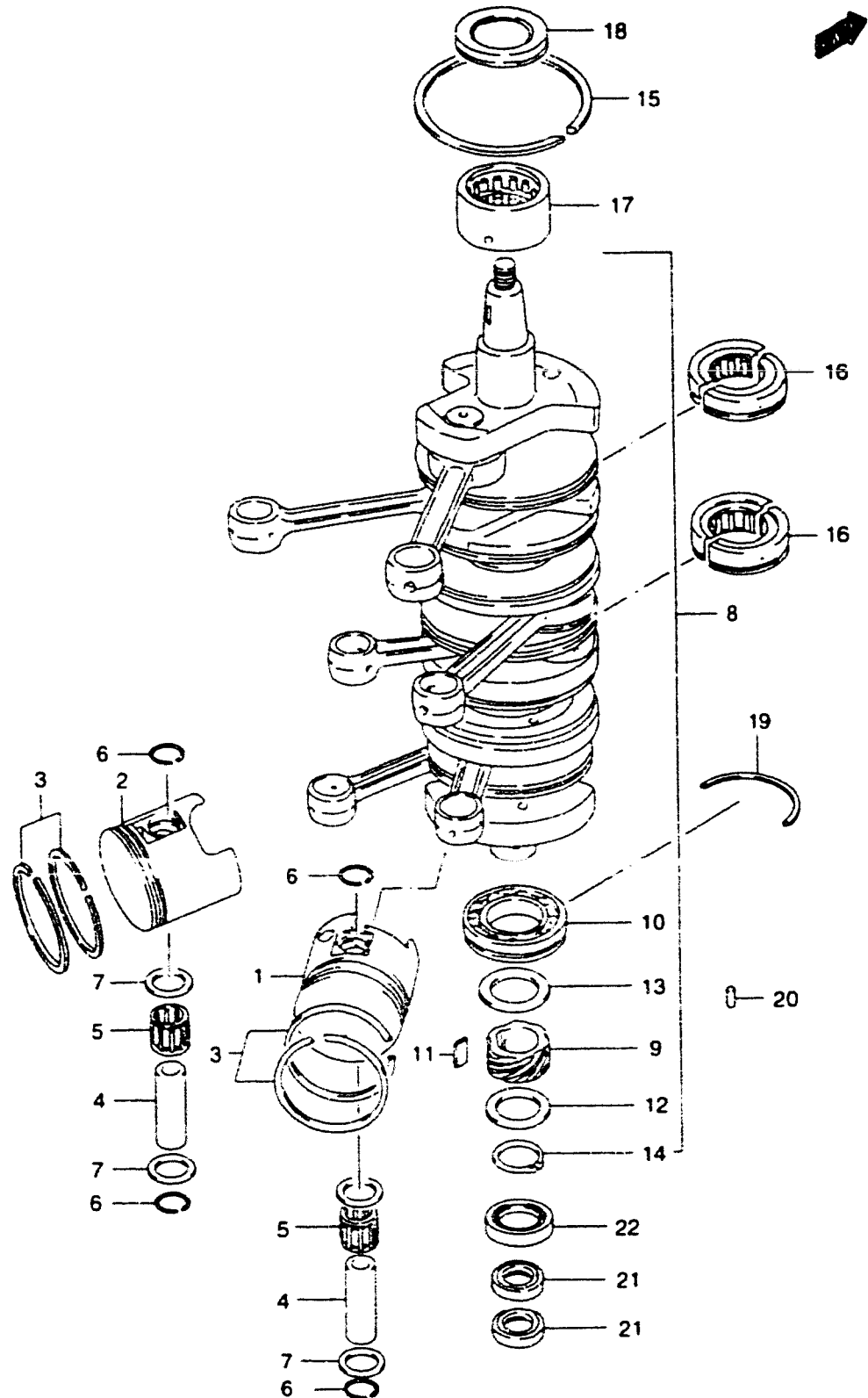


REF.NO.	PART NO.	DESCRIPTION	QTY.	REMARKS
1-1	12110-88D40	PISTON, STBD	3	DT150(G)
1-2	12110-88D30	PISTON, STBD	1	DT150STC -MODEL-97
1-3	12110-88D50	PISTON, STBD	3	DT200(G),150STC
2-1	12120-88D40	PISTON, PORT	3	DT150(G)
2-2	12120-88D50	PISTON, PORT	3	DT200(G),150STC
3-1	12140-88D00	RING SET, PISTON	6	DT150(G)
3-2	12140-92E40	RING SET, PISTON	6	DT200(G),150STC
4	12151-87D01	PIN, PISTON	6	
5	09263-22063	BEARING, PISTON PIN	6	22X28X29.9
6	09381-22004	CIRCLIP, PISTON PIN	12	
7	09169-22007	WASHER, PISTON PIN	12	
8	12200-92E04	CRANKSHAFT ASSY	1	
9	16321-94600	GEAR, OIL PUMP DRIVE	1	
10	09262-45005	BEARING, CRANKSHAFT UNDER	1	
11	09421-10002	KEY, OIL PUMP DRIVE GEAR	1	
12	09181-35167	WASHER, OIL PUMP UNDER	1	
13	09181-35240	WASHER, OIL PUMP DRIVE UPPER	1	
14	08331-31356	CIRCLIP, DRIVE GEAR	1	
15	12323-87D01	RING, CRANKSHAFT SEAL	7	
16	09269-45004	BEARING, CRANKSHAFT MIDDLE	2	45X72X25
17	09269-45005	BEARING, CRANKSHAFT UPPER	1	45X72X34
18	09283-45006	SEAL, CRANKSHAFT UPPER OIL	1	45X75X8
19	09390-80003	C RING, THRUST	1	
20	04221-04089	PIN, CRANKSHAFT BEARING KNOCK	3	
21	09282-24004	SEAL, DRIVE SHAFT UPPER OIL	2	24X40X7
22	09283-35030	SEAL, CRANKSHAFT UNDER	1	35X58X8
23	12100-88D40-025	PISTON SET, STBD (OS:0.25)	1	OPT,DT150(G)
24	12140-88D00-025	RING SET, PISTON (OS:0.25)	1	OPT,DT150(G)
25	12100-88D40-050	PISTON SET, STBD (OS:0.50)	1	OPT,DT150(G)
26	12140-88D00-050	RING SET, PISTON (OS:0.50)	1	OPT,DT150(G)
27	12190-88D40-025	PISTON SET, PORT (OS:0.25)	1	OPT,DT150(G)
28	12140-88D00-025	RING SET, PISTON (OS:0.25)	1	OPT,DT150(G)
29	12190-88D40-050	PISTON SET, PORT (OS:0.50)	1	OPT,DT150(G)
30	12140-88D00-050	RING SET, PISTON (OS:0.50)	1	OPT,DT150(G)

FIG.9

FIG.9 (B-10)

CRANKSHAFT (DT225/225G)



REF.NO.	PART NO.	DESCRIPTION	QTY.	REMARKS
1	12110-92E20	PISTON, STBD	3	
2	12120-92E20	PISTON, PORT	3	
3	12140-92E40	RING SET, PISTON	6	
4	12151-87D01	PIN, PISTON	6	
5	09263-22063	BEARING, PISTON PIN	6	22X28X29.9
6	09381-22004	CIRCLIP, PISTON PIN	12	
7	09169-22007	WASHER, PISTON PIN	12	
8	12200-92E04	CRANKSHAFT ASSY	1	
9	16321-94600	GEAR, OIL PUMP DRIVE	1	
10	09262-45005	BEARING, CRANKSHAFT UNDER	1	
11	09421-10002	KEY, OIL PUMP DRIVE GEAR	1	
12	09181-35167	WASHER, OIL PUMP UNDER	1	
13	09181-35240	WASHER, OIL PUMP DRIVE UPPER	1	
14	08331-31356	CIRCLIP, DRIVE GEAR	1	
15	12323-87D01	RING, CRANKSHAFT SEAL	7	
16	09269-45004	BEARING, CRANKSHAFT MIDDLE	2	45X72X25
17	09269-45005	BEARING, CRANKSHAFT UPPER	1	45X72X34
18	09283-45006	SEAL, CRANKSHAFT UPPER OIL	1	45X75X8
19	09390-80003	C RING, THRUST	1	
20	04221-04089	PIN, CRANKSHAFT BEARING KNOCK	3	
21	09282-24004	SEAL, DRIVE SHAFT UPPER OIL	2	24X40X7
22	09283-35030	SEAL, CRANKSHAFT UNDER	1	35X58X8

FIG.10

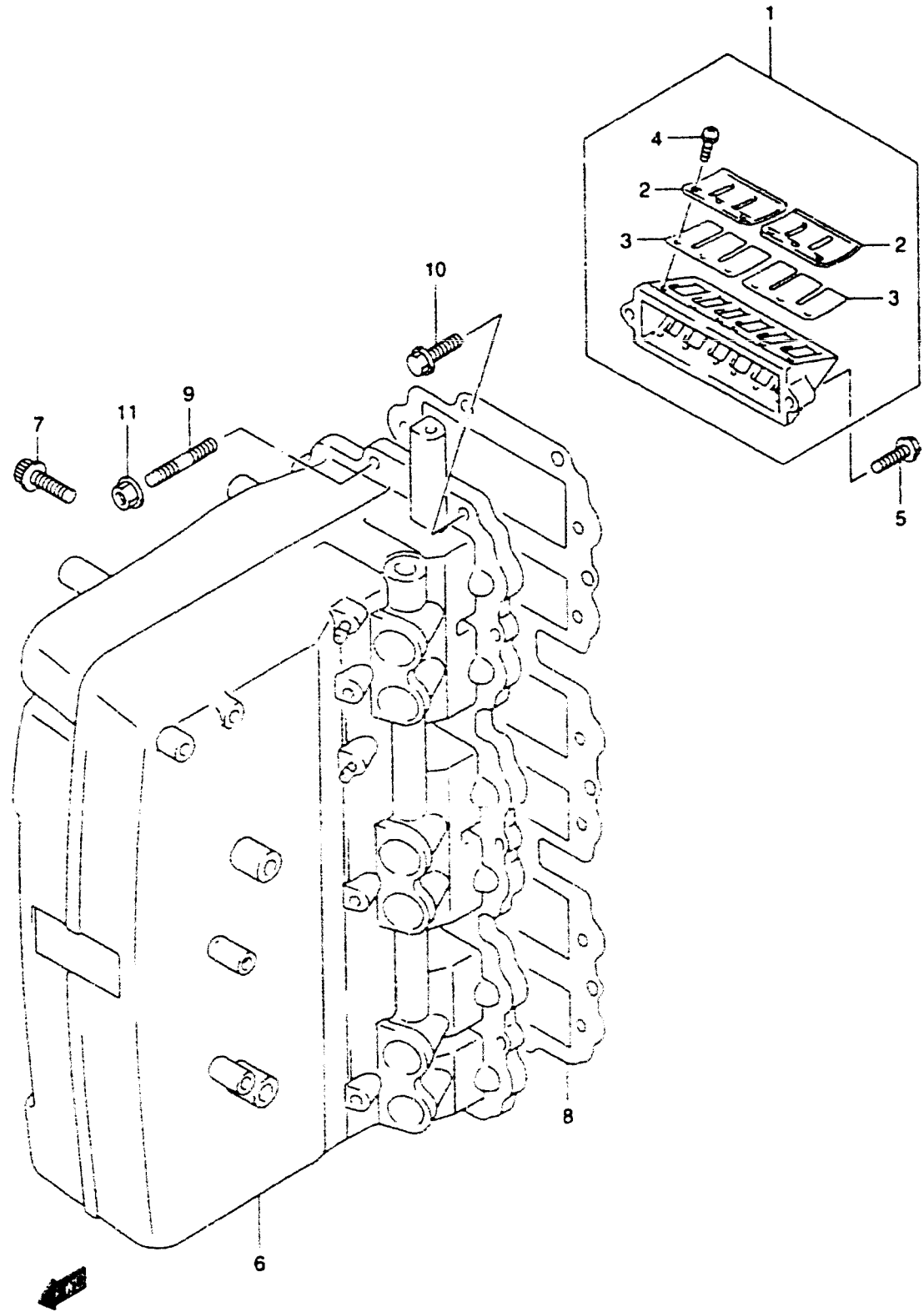


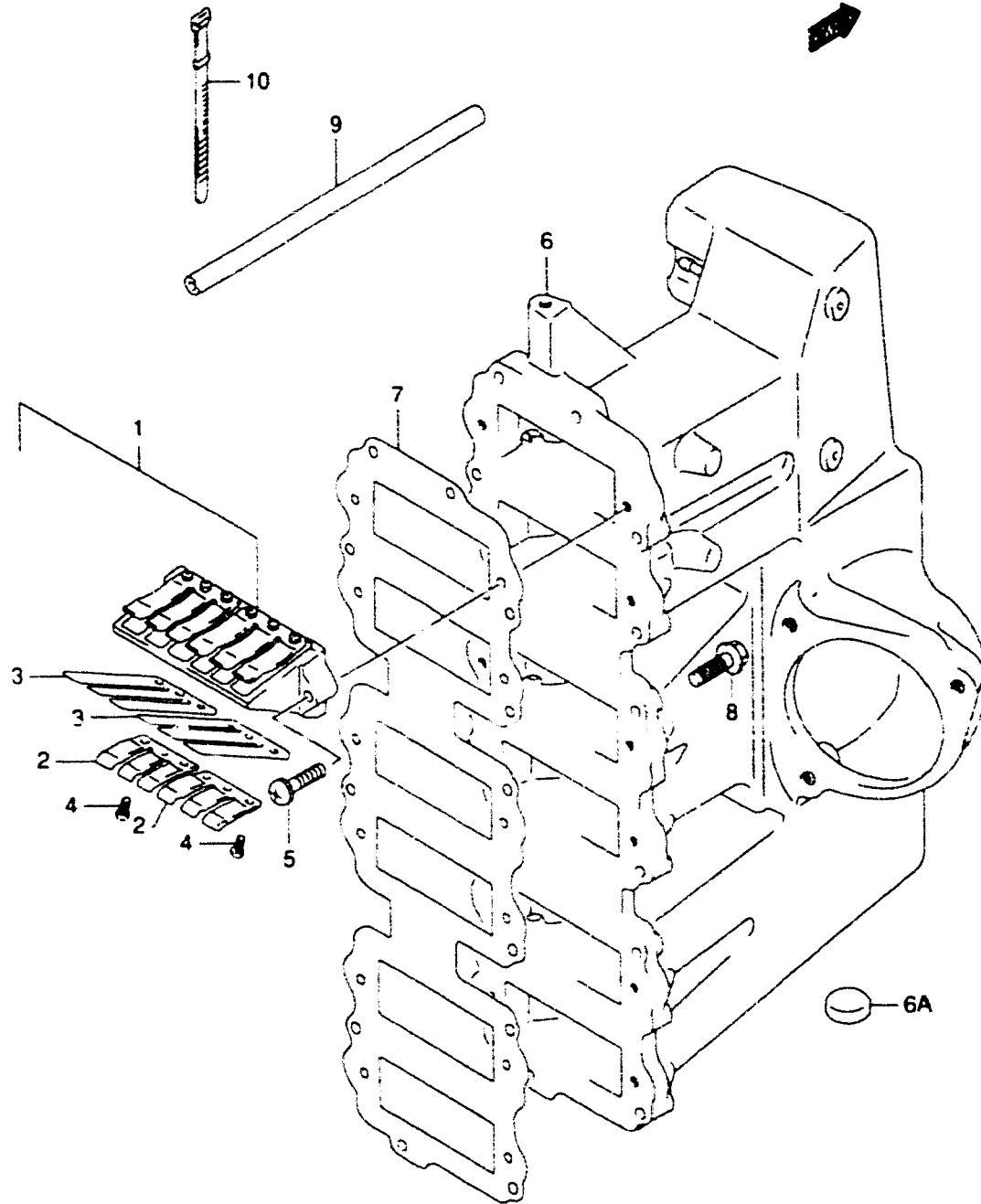
FIG.10 (B-11)

INLET CASE (DT150(G/S),200(G))

REF.NO.	PART NO.	DESCRIPTION	QTY.	REMARKS
1	13150-92E30	VALVE ASSY, REED	6	
2	13152-92E40	.STOPPER, REED VALVE	24	
3	13153-92E01	.VALVE, REED	24	
4	02112-33063	.SCREW, REED VALVE	72	
5	09125-05075	SCREW, REED VALVE	12	
6	13100-88D00	MANIFOLD, INLET	1	
7	07130-06257	.BOLT, INLET CASE	4	
8	13121-92E11	GASKET, INLET CASE	1	
9	01421-06208	STUD BOLT	5	
10	01550-06257	BOLT	9	
11	08316-10067	NUT	5	

REFER TO FIG.11(B-12) FOR DT225/DT225G

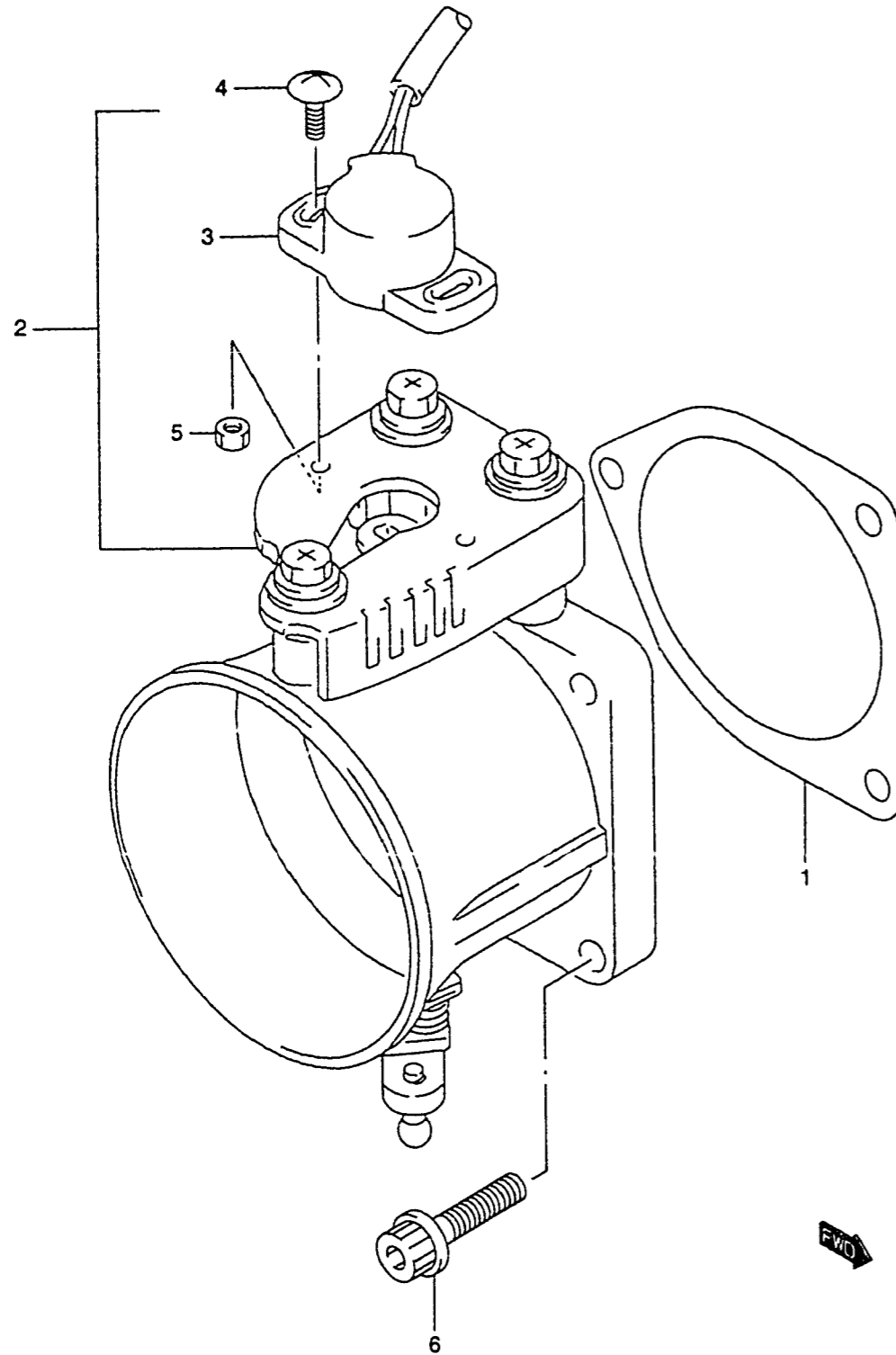
FIG.11



REF.NO.	PART NO.	DESCRIPTION	QTY.	REMARKS
1	13150-92E30	VALVE ASSY, REED	6	
2	13152-92E40	STOPPER, REED VALVE	24	
3	13153-92E01	VALVE, REED	24	
4	02112-33063	SCREW, REED VALVE	72	
5	09125-05075	SCREW, REED VALVE	12	
6	13110-92E12-0ED	MANIFOLD, INLET	1	
6A	09241-30009	PLUG	2	-MODEL:99
7	13121-92E11	GASKET, INLET CASE	1	
8	01550-06257	BOLT, INLET CASE	14	
9	09352-50903-600	HOSE,AIR ASSIST	2	L:600→230
10	09407-12402	CLAMP	1	

COLOR .0ED (GRAY)

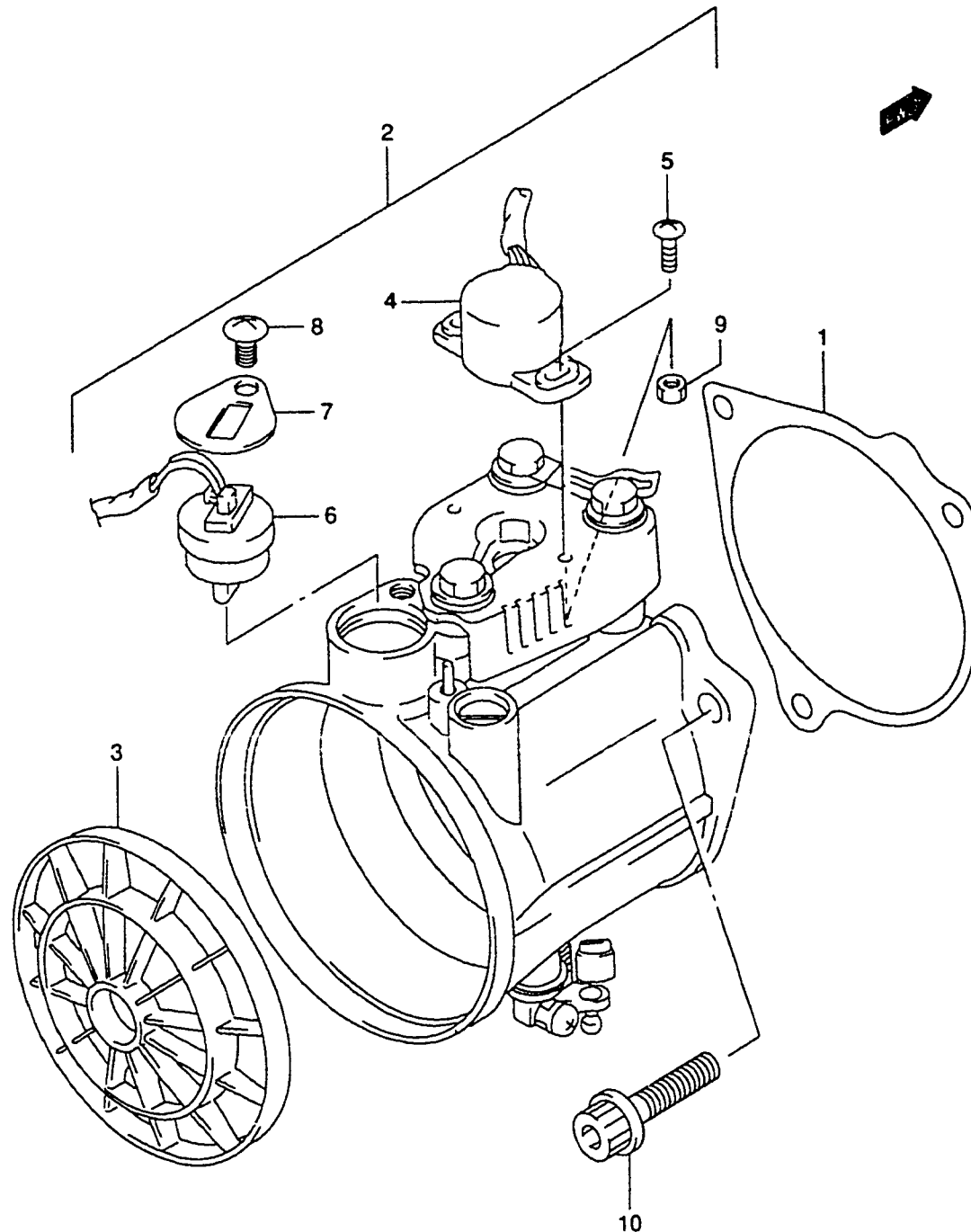
FIG.12



REF.NO.	PART NO.	DESCRIPTION	QTY.	REMARKS
1	13125-88D00	GASKET, THROTTLE BODY	1	
2-1	13300-87D20	BODY ASSY, THROTTLE	1	DT150(G),150S
2-2	13300-88D30	BODY ASSY, THROTTLE	1	DT200(G)
3	37810-92E00	.SENSOR ASSY, THROTTLE VALVE	1	
4	02142-04127	.SCREW, THROTTLE SNSR	2	
5	08310-00047	.NUT	2	
6	07120-08257	BOLT, THROTTLE BODY	3	

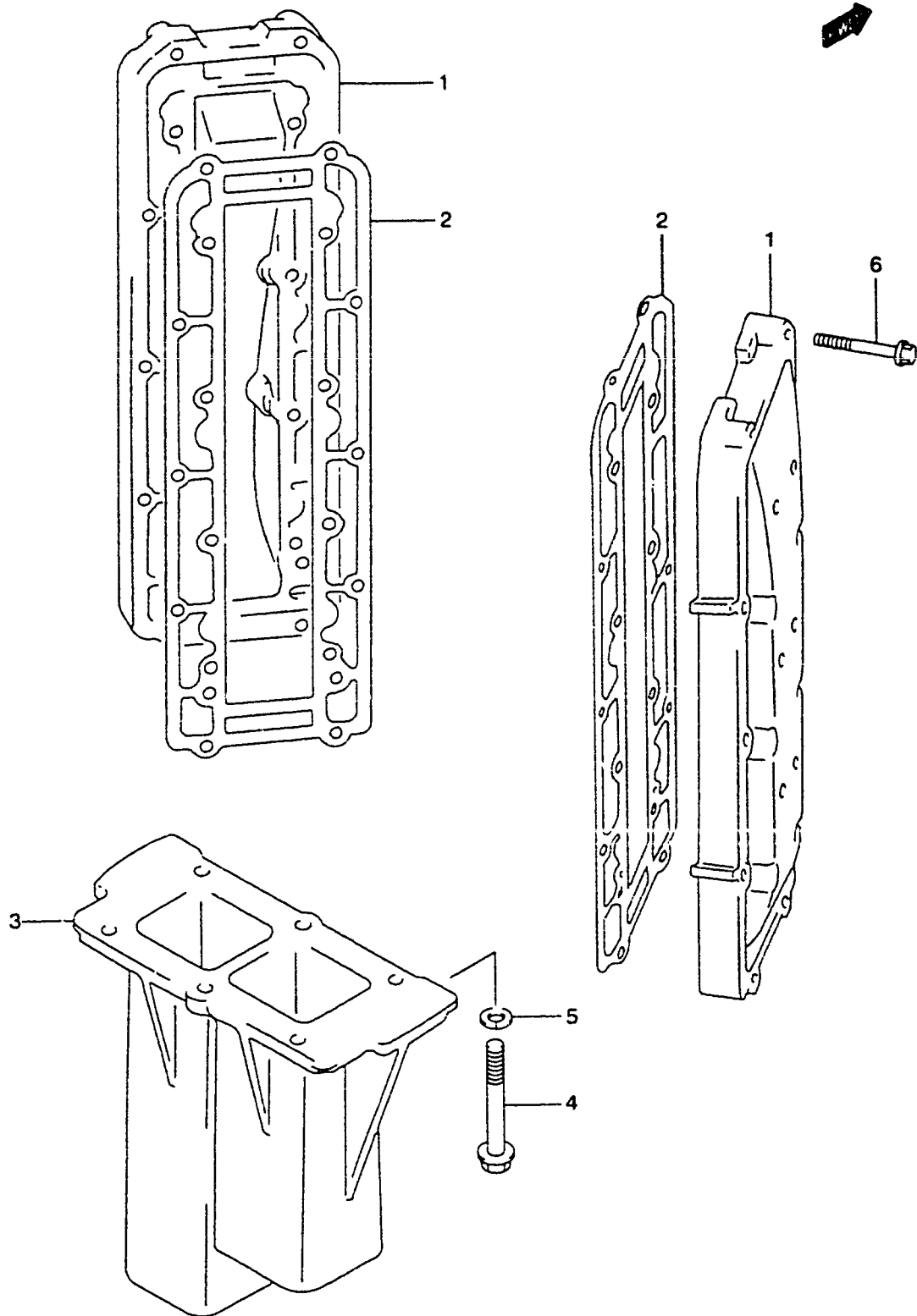
REFER TO FIG.13(C-3) FOR DT225/DT225G

FIG.13



REF.NO.	PART NO.	DESCRIPTION	QTY.	REMARKS
1	13125-92E10	GASKET, THROTTLE BODY	1	
2	13300-92E30	BODY ASSY, THROTTLE	1	
3	13695-92E03	.NET, THROTTLE BODY	1	
4	37810-92E00	.SENSOR ASSY, THROTTLE VALVE	1	
5	02142-04127	.SCREW, THROTTLE SNSR	2	
6	34830-92E00	.SENSOR, AIR TEMP	1	
7	34853-94700	.SUPPORTER, AIR TEMP SENSOR	1	
8	09125-06069	.SCREW (6X12)	2	
9	08310-00047	.NUT	2	
10	07120-08257	BOLT, THROTTLE BODY	3	

FIG.14



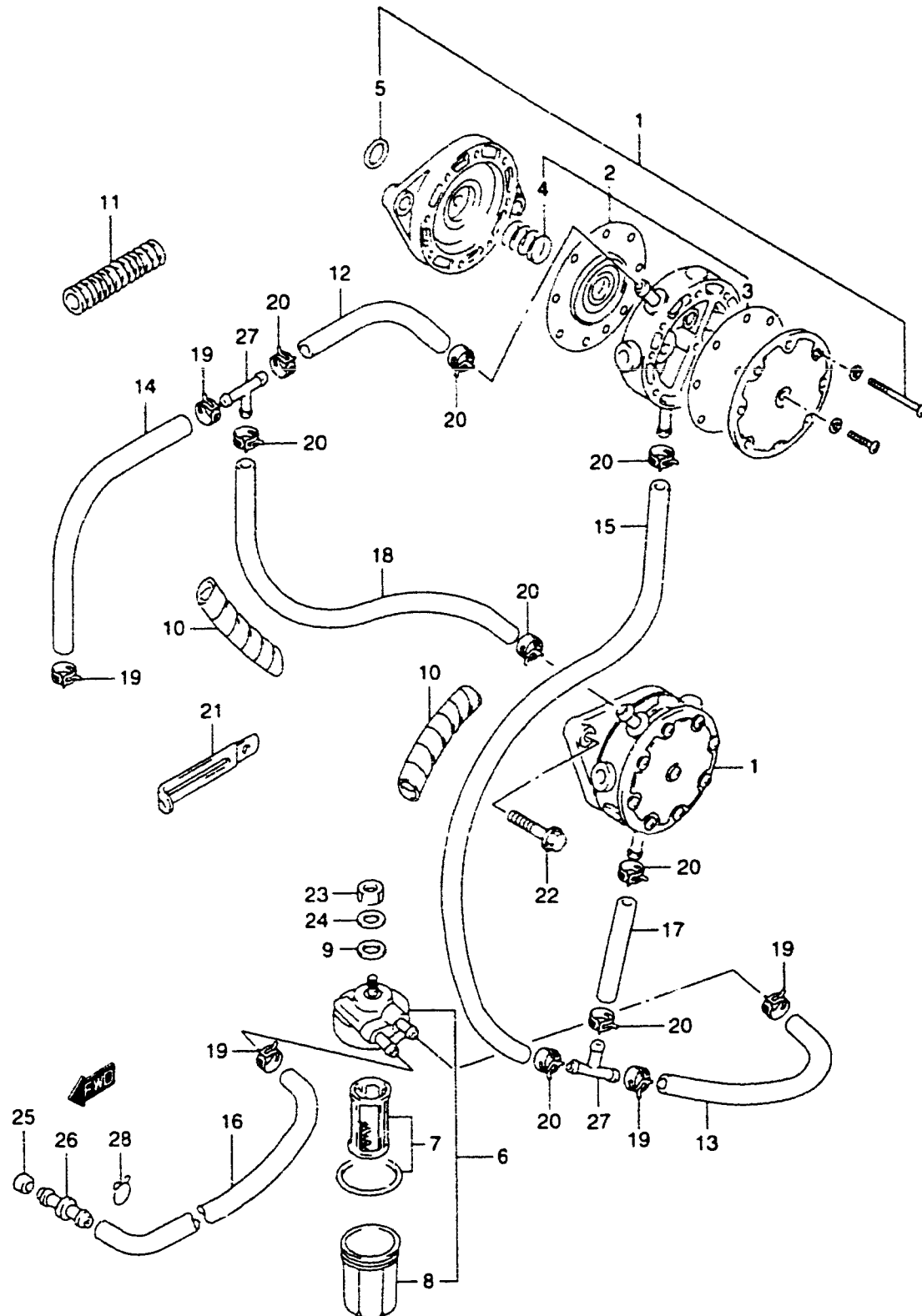
REF.NO.	PART NO.	DESCRIPTION	QTY.	REMARKS
1	14141-87D11-0ED	COVER, EXHAUST	2	
2	14153-88D00	GASKET, EXHAUST PLATE	2	
3-1	14211-88D20	TUBE, EXHAUST (L:250)	1	TYPE:L
3-2	14211-88D10	TUBE, EXHAUST (L:230)	1	TYPE:X
3-3	14211-88D20	TUBE, EXHAUST (L:250)	1	DT150STC,225,225G
4	09103-08191	BOLT (8X90)	6	
5	09162-08007	LOCK WASHER (8.2X15.4X2.0)	6	
6	01550-06357	BOLT	36	

FIG.15

FIG.15 (C-5)

FUEL PUMP (DT150(G/S),200(G))

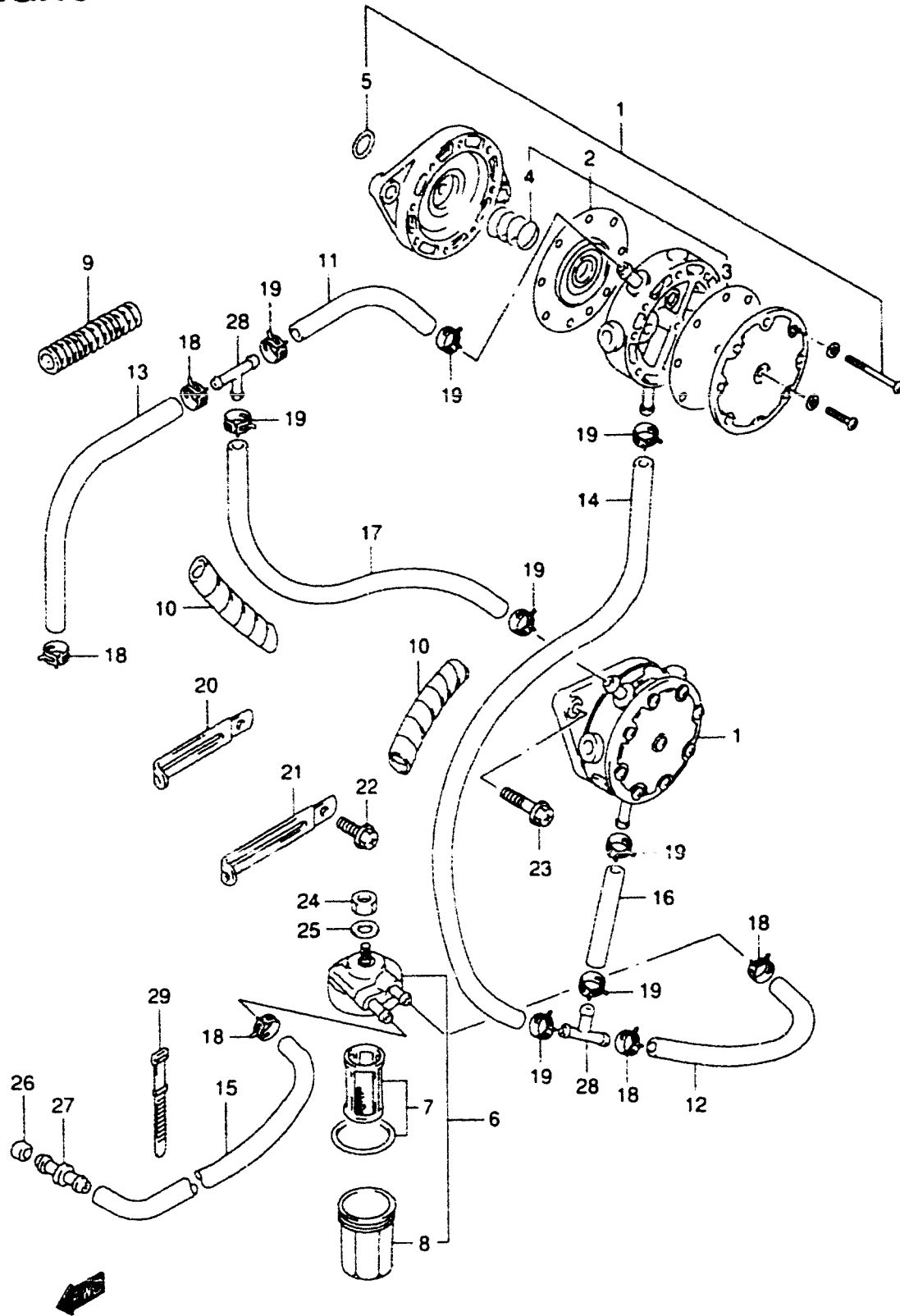
QTY.



REF.NO.	PART NO.	DESCRIPTION	QTY.	REMARKS
1	15200-87D10	PUMP ASSY, FUEL	2	
2	15100-72812	DIAPHRAGM SET	2	
3	15142-68010	GASKET, FUEL PUMP	2	
4	15182-68011	SPRING	2	
5	15165-93010	O RING	2	
6	15410-87D01	FILTER, FUEL	1	
7	15430-87D10	ELEMENT SET	1	
8	15413-87D10	CUP	1	
9	09160-08051	WASHER	1	
10-1	16911-92E20	PROTECTOR	3	L:540→90
10-2	16911-92E20	PROTECTOR	1	L:540→180
11	16919-87D10	TUBE, FUEL HOSE (19.5X15.2X420)	1	
12	09355-70125-600	HOSE, FUEL (PUMP OUT)	1	L:600→180
13	09355-90145-600	HOSE, FUEL (FILTER TO JOINT)	1	L:600→90
14	09355-90145-600	HOSE, FUEL (3WAY TO SEPARATOR)	1	L:600→440
15	09355-70125-600	HOSE, FUEL (PUMP IN)	1	L:600→240
16	09355-90145-600	HOSE, FUEL (JOINT TO FILTER)	1	L:600→560
17	09355-70125-600	HOSE, FUEL (PUMP IN NO.2)	1	L:600→70
18	09355-70125-600	HOSE, FUEL (PUMP OUT NO.2)	1	L:600→80
19	09401-13414	CLIP	6	
20	09401-11407	CLIP	8	
21	09404-06434	CLAMP (L.95)	2	
22	02162-06207	BOLT	4	
23	08310-00087	NUT	1	
24	08322-01087	WASHER	1	
25	09251-09002	CAP	1	
26	09367-10001	JOINT, HOSE (TANK TO FLTR)	1	
27	09367-10002	JOINT, HOSE (FLTR TO PUMP)	2	
28	09401-13409	CLIP	1	-MODEL:99

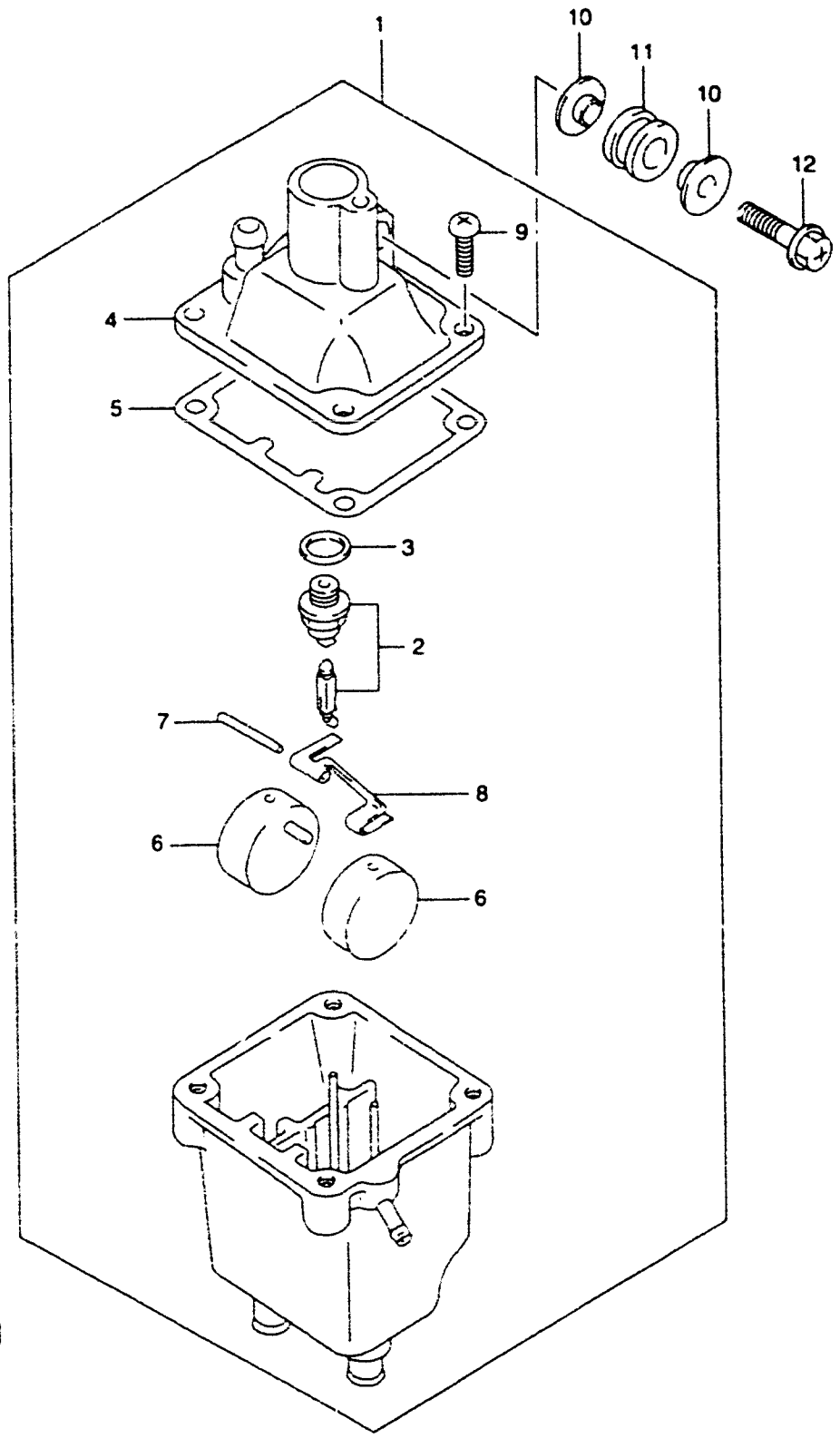
REFER TO FIG.16(C-6) FOR DT225/DT225G

FIG.16



REF.NO.	PART NO.	DESCRIPTION	QTY.	REMARKS
1	15200-87D10	PUMP ASSY. FUEL	2	
2	15100-72812	.DIAPHRAGM SET	1	
3	15142-68010	.GASKET, FUEL PUMP	1	
4	15182-68011	.SPRING	1	
5	15165-93010	.O RING	1	
6	15410-87D01	FILTER, FUEL	1	
7	15430-87D10	.ELEMENT SET	1	
8	15413-87D10	CUP	1	
9-1	16919-93E30	TUBE, FUEL (17.5X13.2X350)	1	L:350→140
9-2	16919-87D10	TUBE, FUEL (19.5X15.2X420)	1	MODEL:98-01
10	16911-92E20	PROTECTOR	2	L:540→90
11	09355-70125-600	HOSE, FUEL (PUMP OUT,	1	L:600→90
12	09355-90145-600	HOSE, FUEL (FILTER TO JOINT)	1	L:600→90
13	09355-90145-600	HOSE, FUEL (3WAY TO SEPARATOR)	1	L:600→210
14	09355-70125-600	HOSE, FUEL (PUMP IN)	1	L:600→240
15	09355-90145-600	HOSE, FUEL (JOINT TO FILTER)	1	L:600→560
16	09355-70125-600	HOSE, FUEL (PUMP IN NO 2)	1	L:600→70
17	09355-70125-600	HOSE, FUEL (PUMP OUT NO 2)	1	L:600→240
18	09401-13414	CLIP	6	
19	09401-11407	CLIP	8	
20	09404-06432	CLAMP (L:80)	1	
21	09404-06434	CLAMP (L:95)	3	
22	02162-06127	BOLT	2	
23	02162-06207	BOLT	4	
24	08310-00087	NUT	1	
25	09160-08051	WASHER	1	
26	09251-09002	CAP	1	
27	09367-10001	JOINT, HOSE (TANK TO FLTR)	1	
28	09367-10002	JOINT, HOSE (FLTR TO PUMP)	2	
29	09407-25402	CLAMP	1	

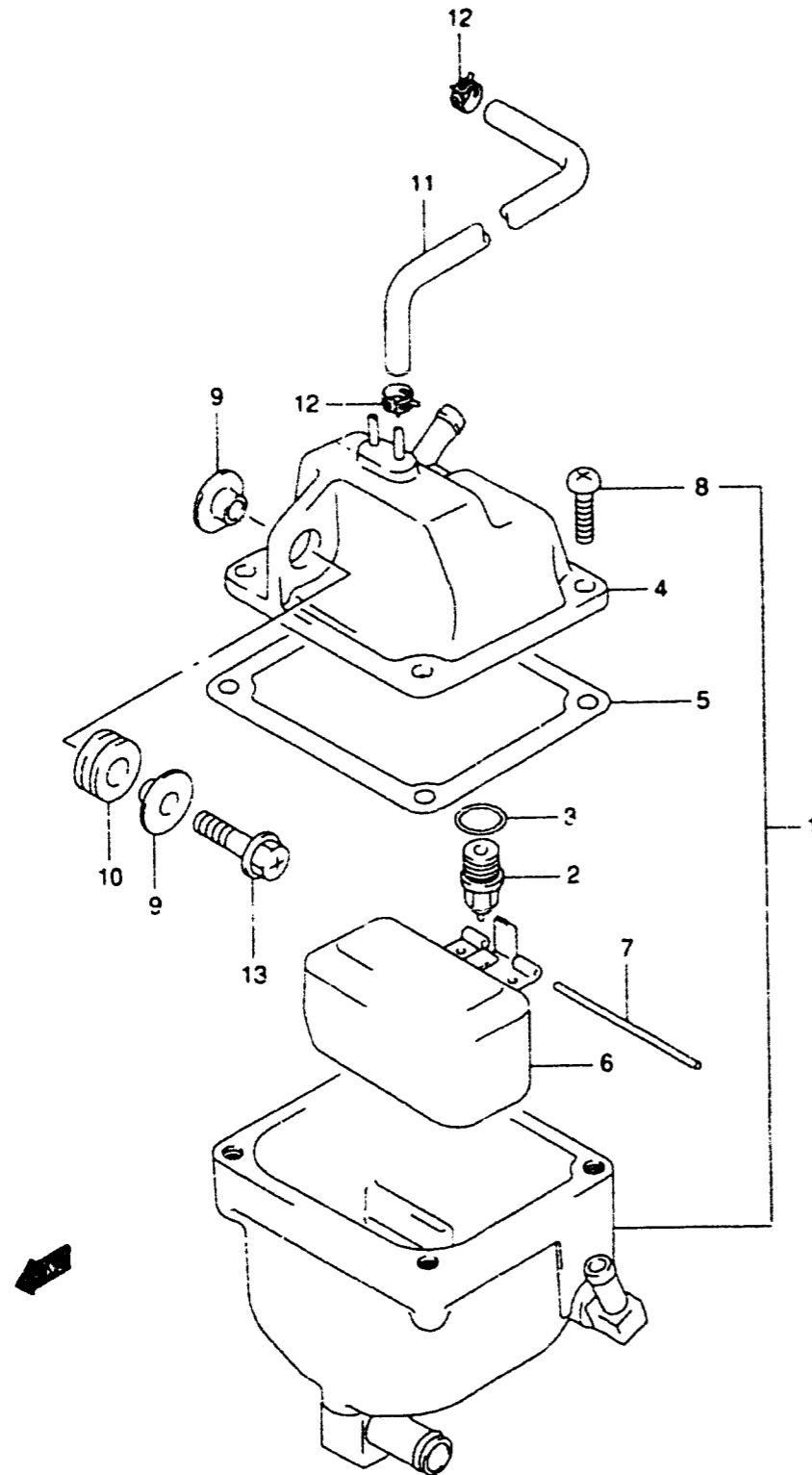
FIG.17



REF.NO.	PART NO.	DESCRIPTION	QTY.	REMARKS
1	15600-88D41	SEPARATOR ASSY, FUEL VAPOR	1	
2	13370-88D01	VALVE ASSY, NEEDLE	1	
3	13392-16600	GASKET, NEEDLE VALVE	1	
4	15620-88D30	COVER, FUEL VAPOR	1	
5	13117-88D00	GASKET, FUEL VAPOR	1	
6	13252-18620	FLOAT	2	
7	15654-88D00	PIN, FLOAT	1	
8	15652-88D00	ARM, FLOAT	1	
9	02112-06167	SCREW, SEPARATOR COVER	4	
10	09169-06067	WASHER (6.6X18X1.2)	4	
11	09320-09039	CUSHION	2	
12	02162-06257	BOLT, FUEL SEPARATOR	2	

REFER TO FIG.18(C-8) FOR DT225/DT225G

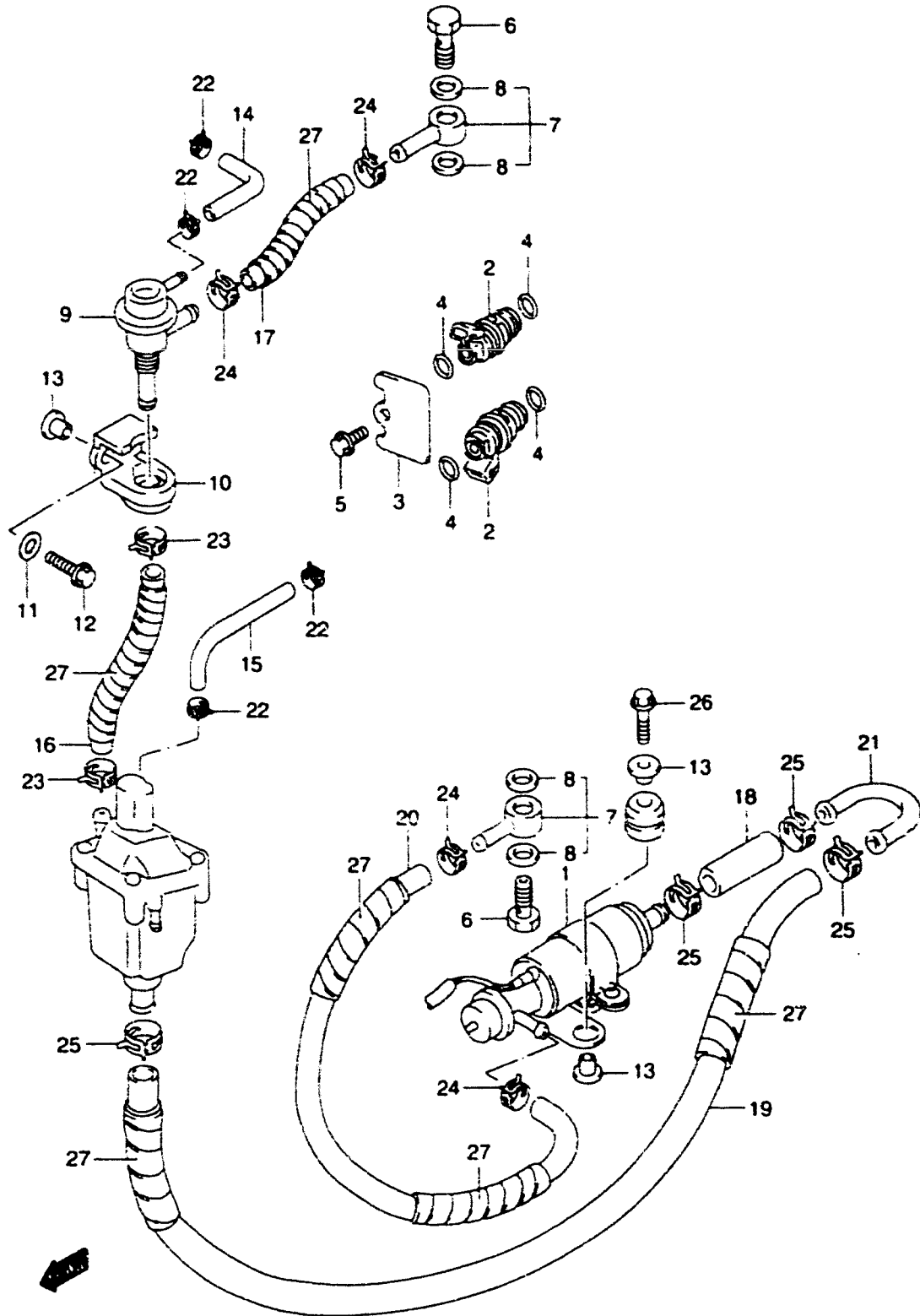
FIG.18



REF.NO.	PART NO.	DESCRIPTION	QTY.	REMARKS
1	15600-92E21-0ED	SEPARATOR ASSY, FUEL VAPOR	1	
2	13370-92E00	VALVE ASSY, NEEDLE	1	
3	13392-16600	GASKET, NEEDLE VALVE	1	
4	15620-92E21-0ED	COVER, FUEL SEPARATOR	1	
5	15626-92E12	GASKET, FUEL SEPARATOR COVER	1	
6	15650-87D00	FLOAT	1	
7	15654-92E00	PIN, FLOAT	1	
8	02112-06167	SCREW, SEPARATOR COVER	4	
9	09169-06067	WASHER (6.6X18X1.2)	4	
10	09320-09039	CUSHION	2	
11	09355-25705-600	HOSE, EVAPORATION	1	L.600→500
12	09401-06405	CLIP, EVAPORATION	2	
13	02162-06257	BOLT, FUEL SEPARATOR	2	

COLOR : 0ED (GRAY)

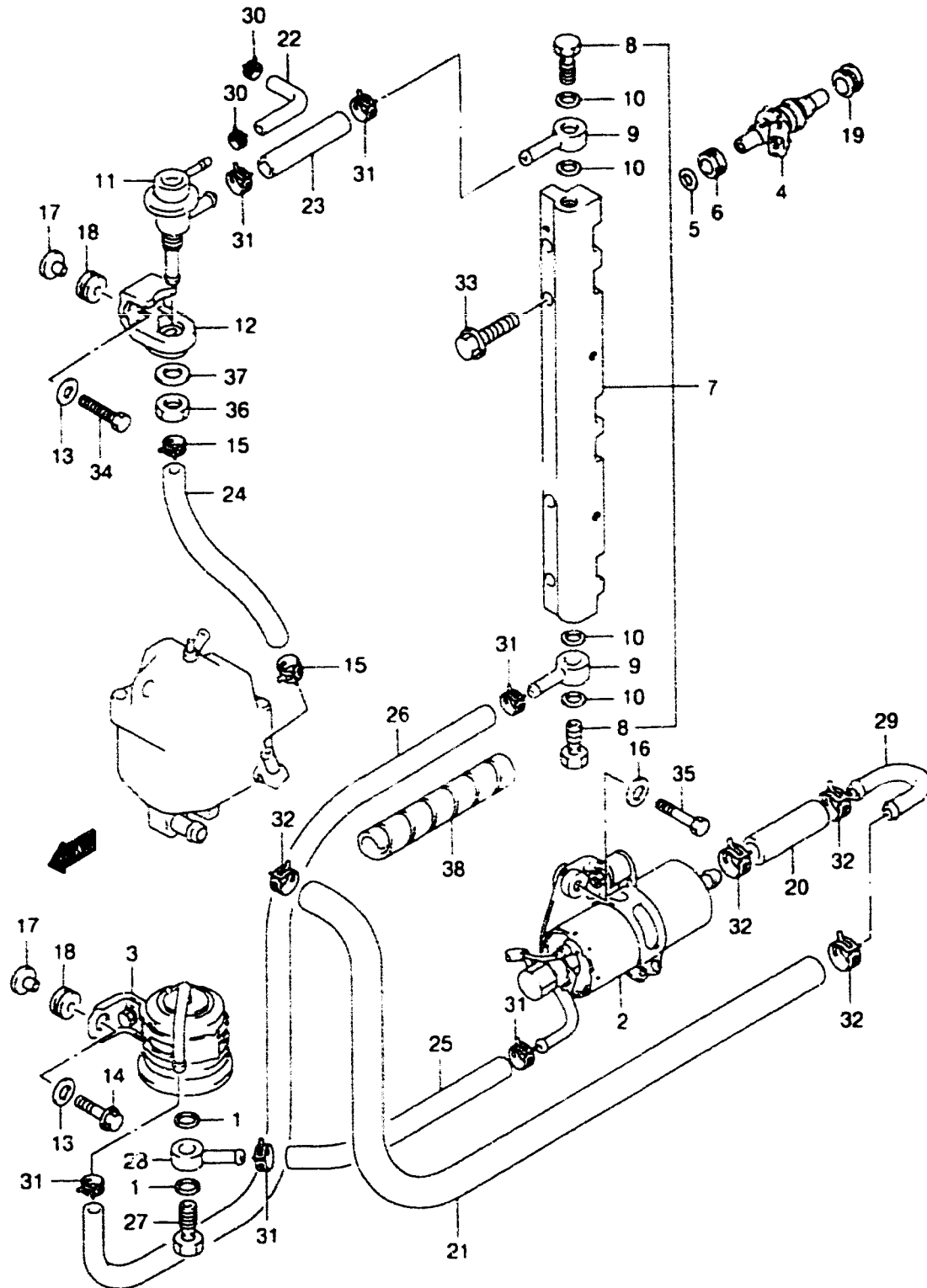
FIG.19



REF.NO.	PART NO.	DESCRIPTION	QTY.	REMARKS
1	15100-94900	PUMP ASSY. FUEL	1	
2	15710-94000	INJECTOR ASSY. FUEL	6	
3	15741-88D00	STOPPER, FUEL INJECTOR	3	
4	15751-94900	INSULATOR, FUEL INJECTION	12	
5	02162-06167	BOLT	3	
6	09360-12008	BOLT	2	
7	09363-08004	UNION	2	
8	09168-12013	GASKET	4	
9	15760-92E01	REGULATOR, FUEL	1	
10	15765-88D20	BRACKET, REGULATOR	1	
11	09160-06084	WASHER	2	
12	02162-06257	BOLT	2	
13	09169-06062	WASHER (6.3X17X1.6)	6	
14	09355-40805-600	HOSE, REGULATOR	1	L 600→100
15	09355-40805-600	HOSE (SEP TO INTK)	1	L 600→120
16	09355-70125-600	HOSE (RGLTR TO SEP)	1	L 600→100
17	09356-75137-600	HOSE (DLVRY TO RGLTR)	1	L 600→120
18	09354-10173-600	HOSE (TUBE TO PUMP)	1	L 600→60
19	09354-10173-600	HOSE (SEP TO TUBE)	1	L 600→500
20	09356-75137-600	HOSE (PUMP TO DLVRY)	1	L 600→350
21	09367-12001	JOINT, HOSE	1	
22	09401-07403	CLIP	4	
23	09401-11407	CLIP, FUEL HOSE	2	RGLTR TO SEP
24	09401-11414	CLIP, FUEL HOSE	4	DLVRY TO RGLTR
25	09401-18404	CLIP	4	
26	01550-06357	BOLT, FUEL PUMP	2	
27-1	16911-92E20	PROTECTOR	6	L 540→90
27-2	16911-92E20	PROTECTOR	1	L 540→65

REFER TO FIG.20(C-10) FOR DT225/DT225G

FIG.20

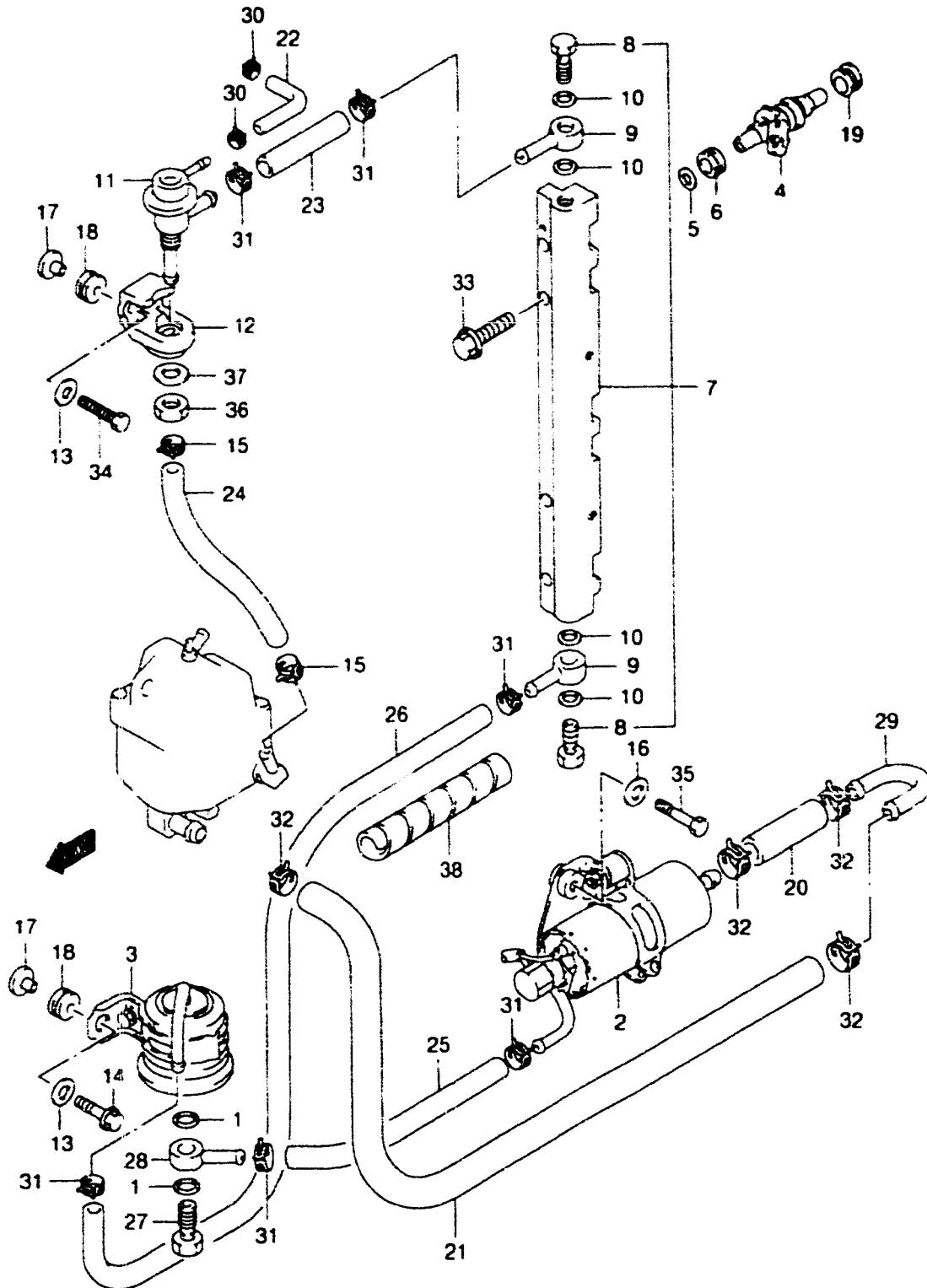


REF.NO.	PART NO.	DESCRIPTION	QTY.	REMARKS
1	09168-12013	GASKET, FUEL FILTER	2	
2	15100-92E02	PUMP ASSY, FUEL	1	
3	15410-92E02	FILTER ASSY, FUEL	1	
4	15710-92E01	INJECTOR ASSY, FUEL	6	
5	15710-09300	O RING	6	
6	15720-09300	GROMMET	6	
7	15750-92E04	PIPE, DELIVERY	1	
8	09360-12008	BOLT	2	
9	09363-08004	UNION	2	
10	09168-12013	GASKET	4	
11	15760-92E01	REGULATOR, FUEL	1	
12	15765-88D20	BRACKET, REGULATOR	1	
13	09160-06084	WASHER	4	
14	02162-06257	BOLT, FUEL FILTER	2	
15	09401-11407	CLIP	2	
16	09160-06066	WASHER, FUEL PUMP	2	6.5X20X1.60
17	09169-06062	WASHER (6.3X17X1.6)	4	
18	09320-08501	CUSHION	2	
19	09320-08062	CUSHION, FUEL INJECTOR	6	
20	09354-10173-600	HOSE, FUEL	1	TUBE TO PUMP.L.600→60
21	09354-10173-600	HOSE, FUEL (10X17X600)	1	SEP TO TUBE.L.600→500
22	09355-40805-600	HOSE, REGULATOR (4X8X600)	1	L.600→80
23	09356-75137-600	HOSE, FUEL (7.5X13.5X600)	1	DLVRY TO RGLTR.L.600→70
24	09355-70125-600	HOSE, FUEL (RGLTR TO SEP)	1	L.600→160
25	09356-75137-600	HOSE, FUEL (7.5X13.5X600)	1	PUMP TO FILTER.L.600→200
26	09356-75137-600	HOSE, FUEL (7.5X13.5X600)	1	FILTER TO DLVRY.L.600→220
27	09360-12008	BOLT, UNION FUEL FILTER	1	
28	09363-08004	UNION, FUEL FILTER	1	
29	09367-12001	JOINT, HOSE	1	
30	09401-07403	CLIP, PRESS RGLTR	2	

FIG.20

FIG 20 (C-11)

FUEL INJECTOR (DT225/225G)



REF.NO.	PART NO.	DESCRIPTION	QTY.	REMARKS
31	09401-11414	CLIP, FUEL HOSE	6	
32	09401-18404	CLIP, FUEL HOSE	4	
33	01550-08257	BOLT, DLVRY PIPE	4	
34	02162-06257	BOLT, PRESS RGLTR	4	
35	01550-06307	BOLT, FUEL PUMP	2	
36	08310-00127	NUT, FUEL PRESS RGLTR	1	
37	08321-01127	WASHER, FUEL PRESS RGLTR	1	
38	16911-92E20	PROTECTOR	5	L.540→90

FIG.21

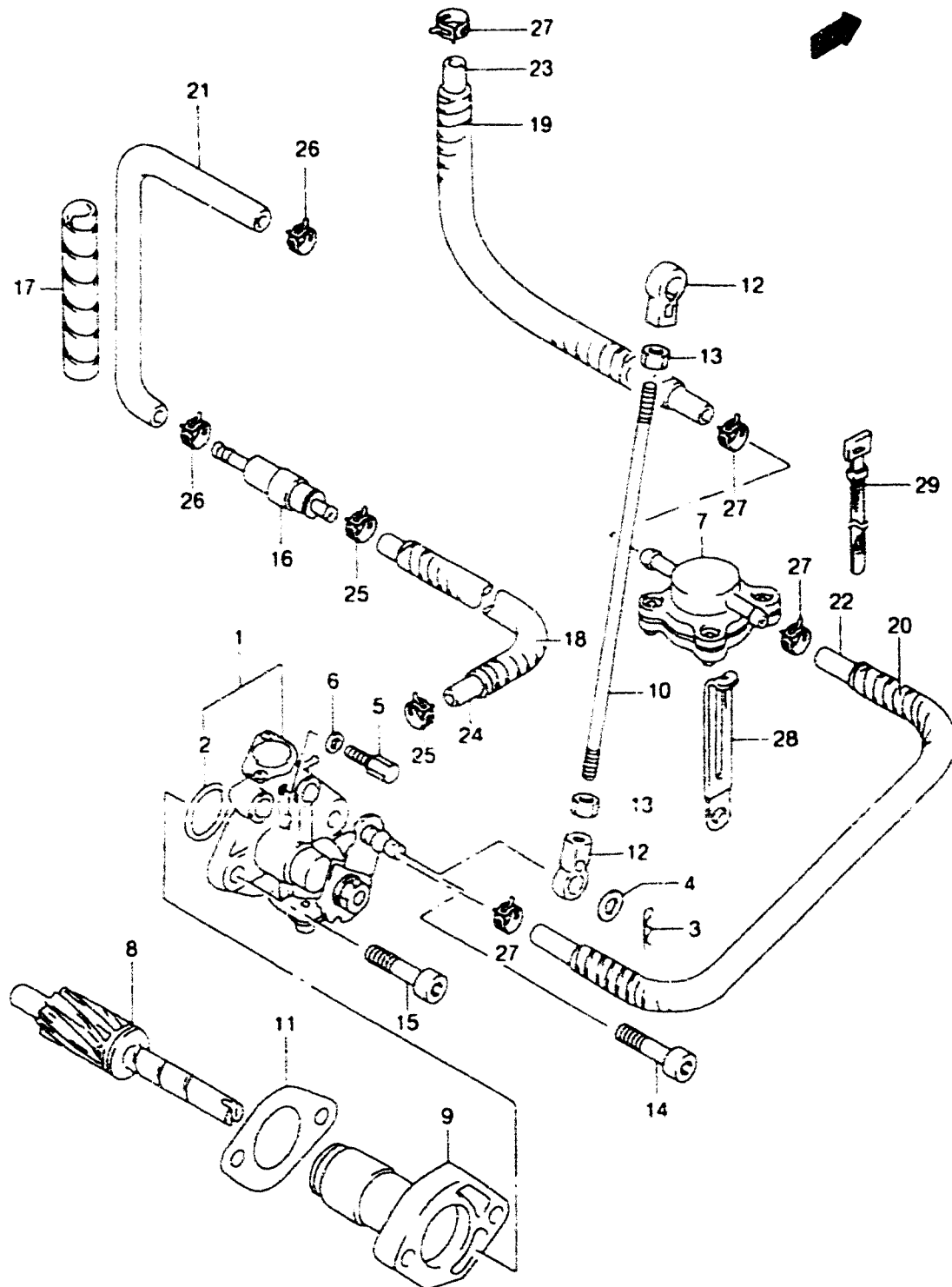


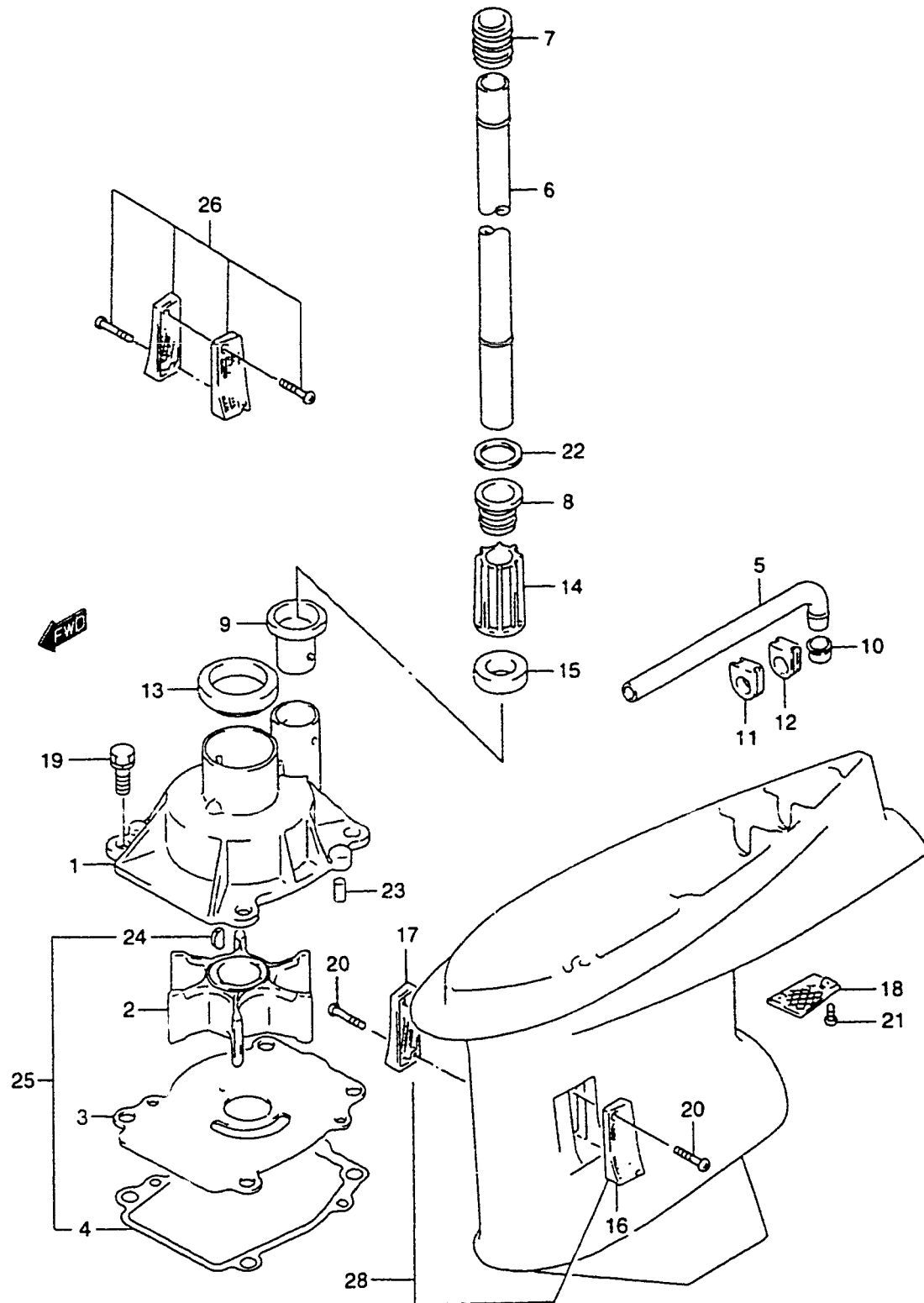
FIG 21 (C-12)

OIL PUMP

QTY.

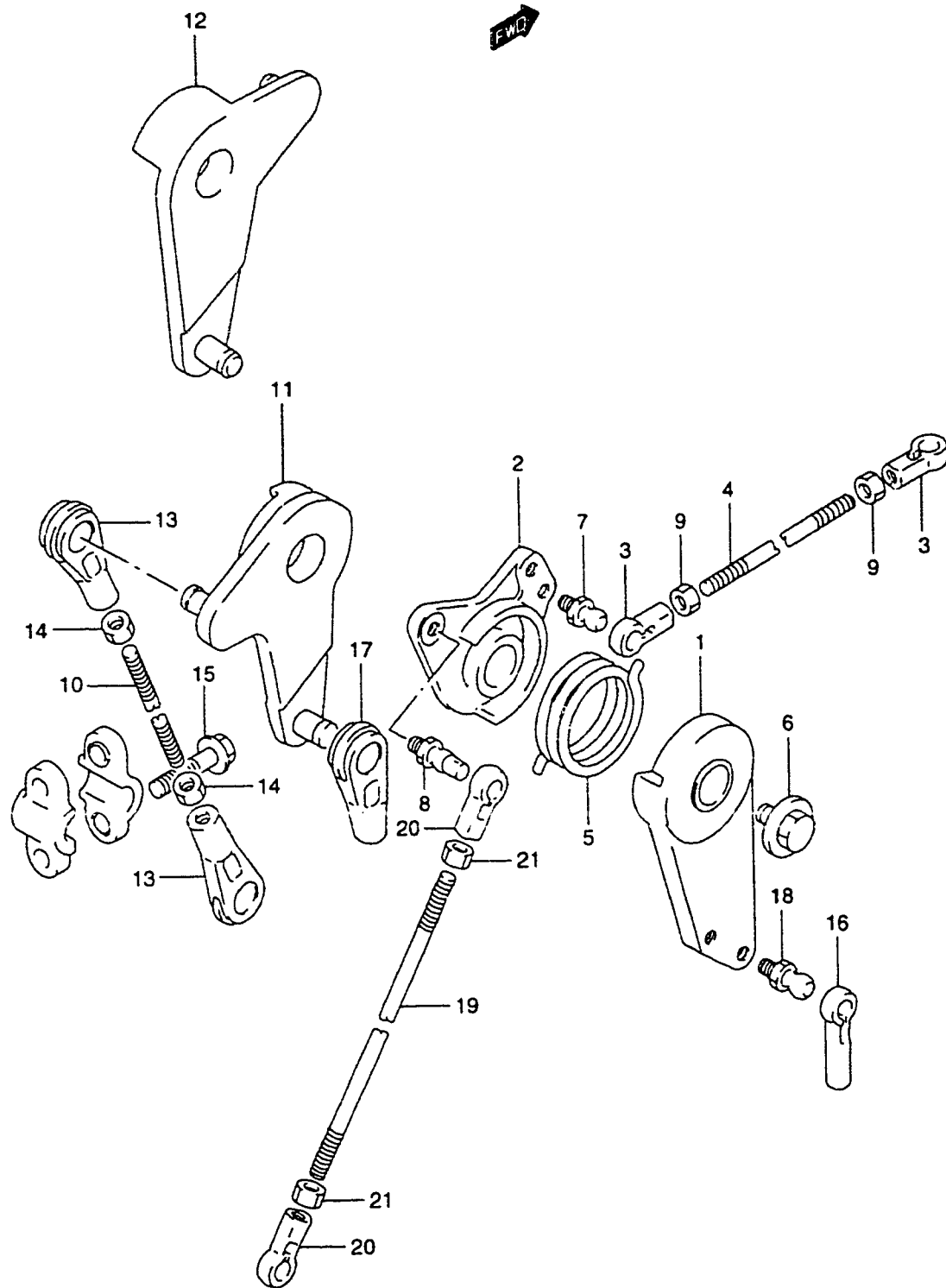
REF.NO.	PART NO.	DESCRIPTION	QTY.	REMARKS
1-1	16100-87D21	PUMP ASSY. OIL	1	DT150STC
1-2	16100-87D30	PUMP ASSY. OIL	1	DT150(G)
1-3	16100-88D41	PUMP ASSY. OIL	1	DT200(G),225(G)
2	16198-87D00	O RING	1	
3	16195-87D00	PIN. SNAP	1	
4	13432-33100	WASHER	1	
5	16191-94400	SCREW. BLEED	1	
6	16192-94410	GASKET	1	
7	16250-94710	SENSOR. OIL	1	
8	16331-92E00	GEAR. OIL PUMP	1	
9	16340-87D20	RETAINER. OIL PUMP	1	
10	19136-94600	ROD. OIL PUMP	1	
11	16731-95310	GASKET. RETAINER	1	
12	19131-95502	CONNECTOR	2	
13	09140-05005	NUT	2	
14	07130-05307	BOLT	1	
15	07130-05407	BOLT	1	
16	16710-92E01	VALVE. CHECK	1	SINGLE
17	16911-92E20	PROTECTOR	1	L:540→90
18	16911-92E20	PROTECTOR	1	L:540→350
19	16911-92E20	PROTECTOR	1	L:540→240
20	16911-92E20	PROTECTOR	1	L:540→210
21-1	09351-50803-00A	HOSE. OIL (VALVE TO SEP)	1	L:1000→160
21-2	16198-87D00	HOSE. OIL (VALVE TO SEP)	1	OPT
22	09352-50903-600	HOSE. OIL (SENSOR TO PUMP)	1	L:600→230
23	09352-50903-600	HOSE. OIL (TANK TO SENSOR)	1	L:600→330
24	09355-25705-600	HOSE. OIL (PUMP TO VALVE)	1	L:600→440
25	09401-06405	CLIP	2	
26	09401-07403	CLIP	2	
27	09401-08411	CLIP	4	
28	09404-06432	CLAMP	2	
29	09407-12402	CLAMP	1	

FIG.22



REF.NO.	PART NO.	DESCRIPTION	QTY.	REMARKS
1	17411-87D02	CASE, WATER PUMP	1	
2	17461-94510	IMPELLER, WATER PUMP	1	
3	17471-87D01	PANEL, PUMP CASE UNDER	1	
4	17472-87D10	GASKET, PUMP CASE UNDER	1	
5	17521-87D02	TUBE, WATER SUB	1	
6-1	17561-87D01	TUBE, WATER (L)	1	
6-2	17561-87D11	TUBE, WATER (X)	1	
7	17562-87D00	BUSH, WATER TUBE UPPER	1	
8	17563-87D00	BUSH, WATER TUBE LOWER	1	
9	17564-87D00	BUSH, WATER PUMP CASE	1	
10	17565-87D01	BUSH, SUB WATER TUBE	1	
11-1	17566-87D00	GROMMET, SUB WATER TUBE	1	DT150(G),200(G),225(G)
11-2	17566-87D10	GROMMET, GEAR CASE NO.1	1	DT150STC
12-1	17567-87D00	GROMMET, SUB WATER TUBE	1	DT150(G),200(G),225(G)
12-2	17567-87D10	GROMMET, GEAR CASE NO.2	1	DT150STC
13	17568-87D00	GROMMET, WATER PUMP CASE	1	TYPE:L
14	17611-87D00	SPACER, WATER TUBE UPPER	1	TYPE:X
15	17612-87D00	SPACER, WATER TUBE	1	
16	17631-87D10	FILTER, WATER PORT SIDE	1	
17	17632-87D10	FILTER, WATER STBD SIDE	1	
18-1	17635-87D01	FILTER, WATER SUB	1	DT150(G),200(G),225(G)
18-2	17635-87D10	PLATE, GEAR CASE	1	DT150STC
19	09117-08057	BOLT, WATER PUMP CASE (8X25)	4	
20	03142-04253	SCREW	2	
21	09125-05046	SCREW, SUB WATER FILTER (5X50)	2	
22	09161-16008	WASHER, WATER TUBE LOWER	1	15.8X26X1.0
23	09202-06031	PIN, WATER PUMP KNOCK	2	
24	09420-05006	KEY, WATER PUMP IMPELLER	1	
25	17400-87D02	KIT, WATER PUMP REPAIR	1	OPT
26	17630-87D10	FILTER WATER SET	1	OPT

FIG.23



REF.NO.	PART NO.	DESCRIPTION	QTY.	REMARKS
1-1	19121-87D00	LEVER, THROTTLE CONTROL	1	DT200(G)
1-2	19121-88D20	LEVER, THROTTLE CONTROL	1	DT150(G),225(G)
2-1	19122-92E00	LEVER, INTERLINK THROTTLE	1	DT200(G),225(G)
2-2	19122-88D20	LEVER, INTERLINK THROTTLE	1	DT150(G)
3	19131-95502	CONNECTOR, THROTTLE	2	
4-1	67413-94300	ROD, THROTTLE	1	DT150(G),200(G)
4-2	67413-98100	ROD, THROTTLE	1	DT225(G)
5	19185-87D00	SPRING, THROTTLE LEVER	1	
6	09116-06127	BOLT, THROTTLE LEVER	1	
7	09119-05010	PIVOT, BALL	1	DT150(G)
8	09119-05019	PIVOT, BALL	1	DT150(G),200(G),225(G)
9	09140-05005	NUT, THROTTLE ROD	2	
10-1	19136-95510	ROD, CLUTCH LEVER	1	
10-2	23115-87D10	ROD, CLUTCH LEVER	1	MODEL:00,01
11	21111-87E10	LEVER, CLUTCH	1	
12	21111-88D00	LEVER, CLUTCH	1	DT150G,200G
13	67467-94403	CONNECTOR, CLUTCH LEVER	2	
14	09140-05005	NUT, CLUTCH LEVER ROD	2	
15	09103-06180	BOLT, CLUTCH SHAFT HOLDER	4	
16	67466-95200	CONNECTOR, REMOCON CABLE	1	FOR THROTTLE
17	67467-94403	CONNECTOR, REMOCON CABLE	1	FOR CLUTCH
18	09119-06047	PIVOT, BALL	1	
19	19136-94600	ROD, OIL PUMP	1	
20	19131-95502	CONNECTOR, OIL PUMP	2	
21	09140-05005	NUT	2	

FIG.24

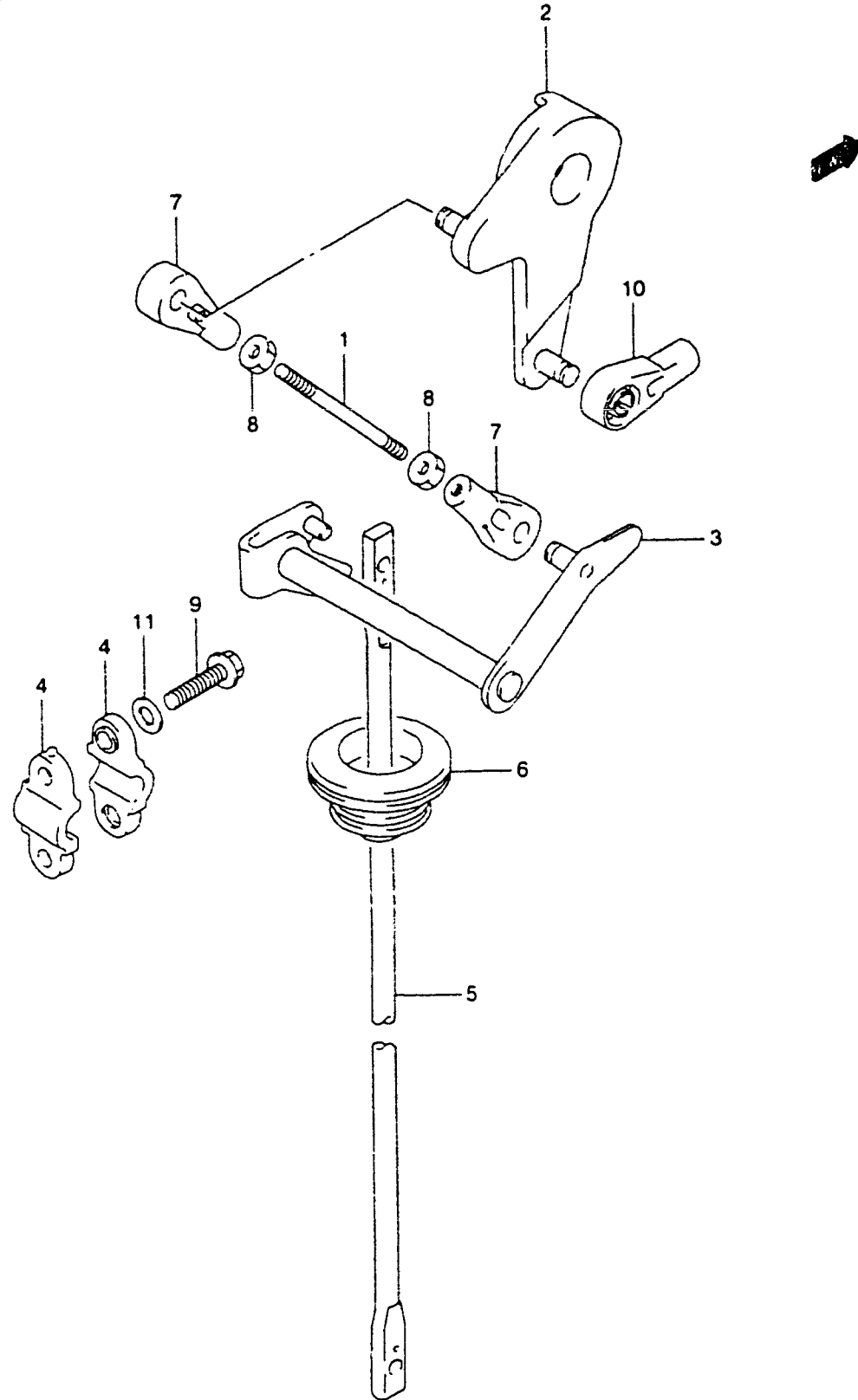


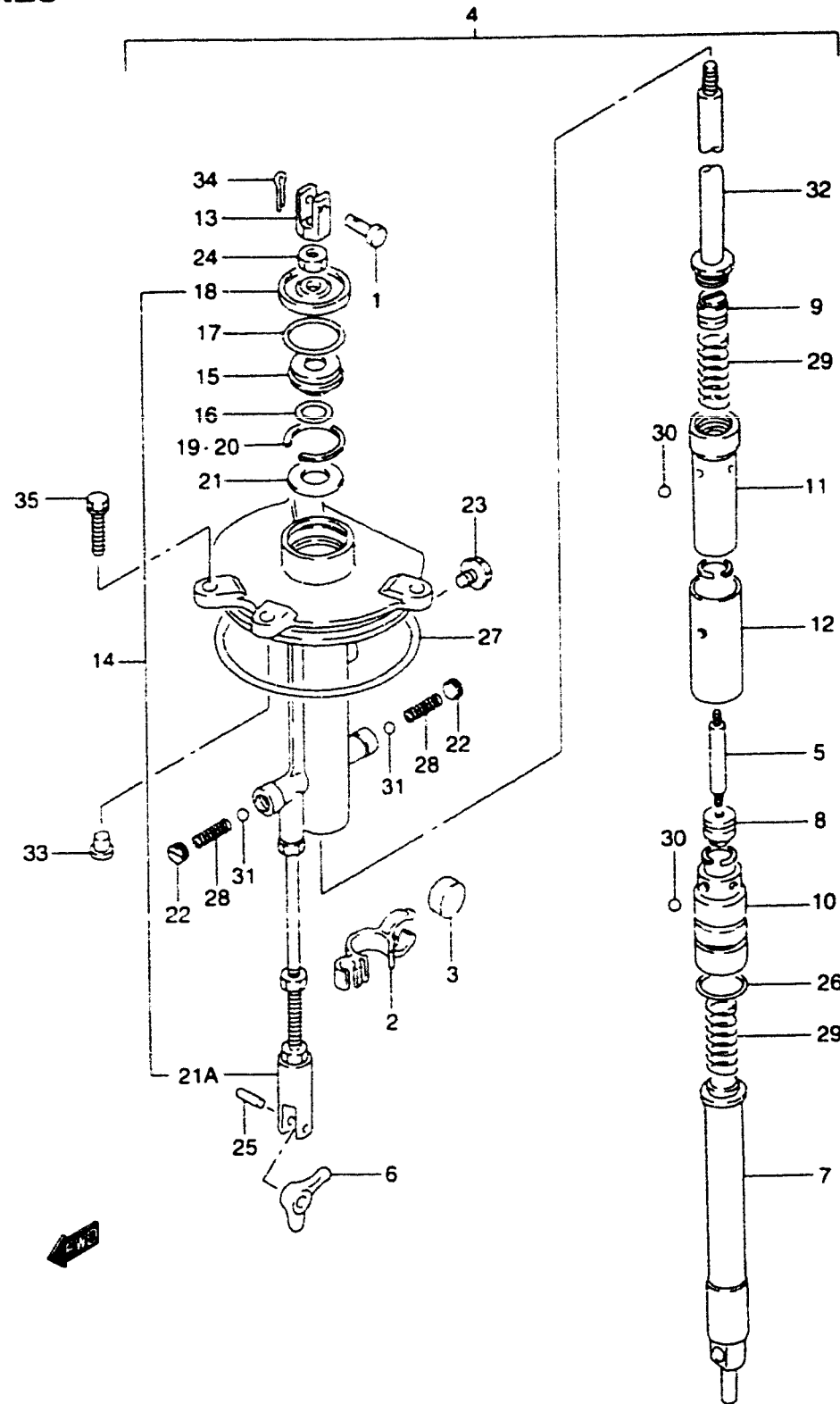
FIG.24 (D-4)

CLUTCH SHAFT

QTY.

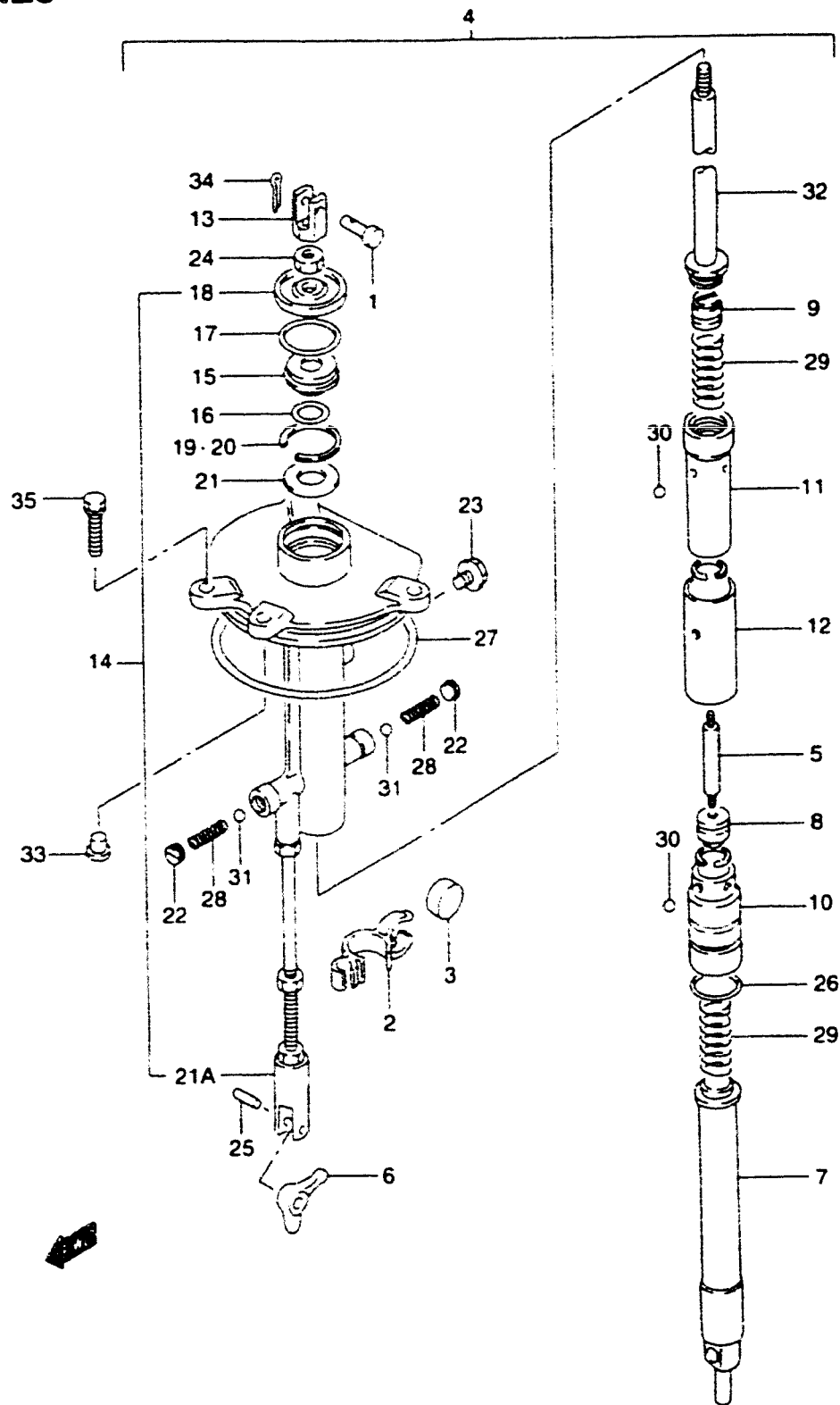
REF.NO.	PART NO.	DESCRIPTION	QTY.	REMARKS
1-1	19136-95510	ROD, CLUTCH LEVER	1	DT150(S),200,225
1-2	23115-87D10	ROD, CLUTCH LEVER	1	DT150(S),200,225 MODEL:00,01
1-3	67413-98100	ROD, CLUTCH LEVER	1	DT150G,200G,225G COUNTER ROTATION
1-4	23115-87D20	ROD, CLUTCH LEVER	1	DT150G,200G,225G COUNTER ROTATION MODEL:00,01
2-1	21111-87E10	LEVER, CLUTCH	1	DT150(S),200,225
2-2	21111-88D00	LEVER, CLUTCH	1	DT150G,200G,225G COUNTER ROTATION
3-1	21210-87D03	SHAFT, CLUTCH	1	DT150(S),200,225
3-2	21210-88D01	SHAFT, CLUTCH	1	DT150G,200G,225G COUNTER ROTATION
4	21311-87D00	HOLDER, CLUTCH SHAFT	4	
5-1	23111-87E02	ROD, CLUTCH (L)	1	
5-2	23111-87D11	ROD, CLUTCH (X)	1	
6	23131-87D00	BOOT, CLUTCH ROD	1	
7	67467-94403	CONNECTOR, CLUTCH LEVER ROD	2	
8-1	09140-05005	NUT, CLUTCH LEVER ROD	2	
8-2	67471-99E00	NUT, CLUTCH LEVER ROD	2	MODEL:00,01
9	09103-06180	BOLT (6X25)	4	
10	67467-94403	CONNECTOR, REMOCON CABLE	1	FOR CLUTCH
11	08322-01067	WASHER	4	

FIG.25



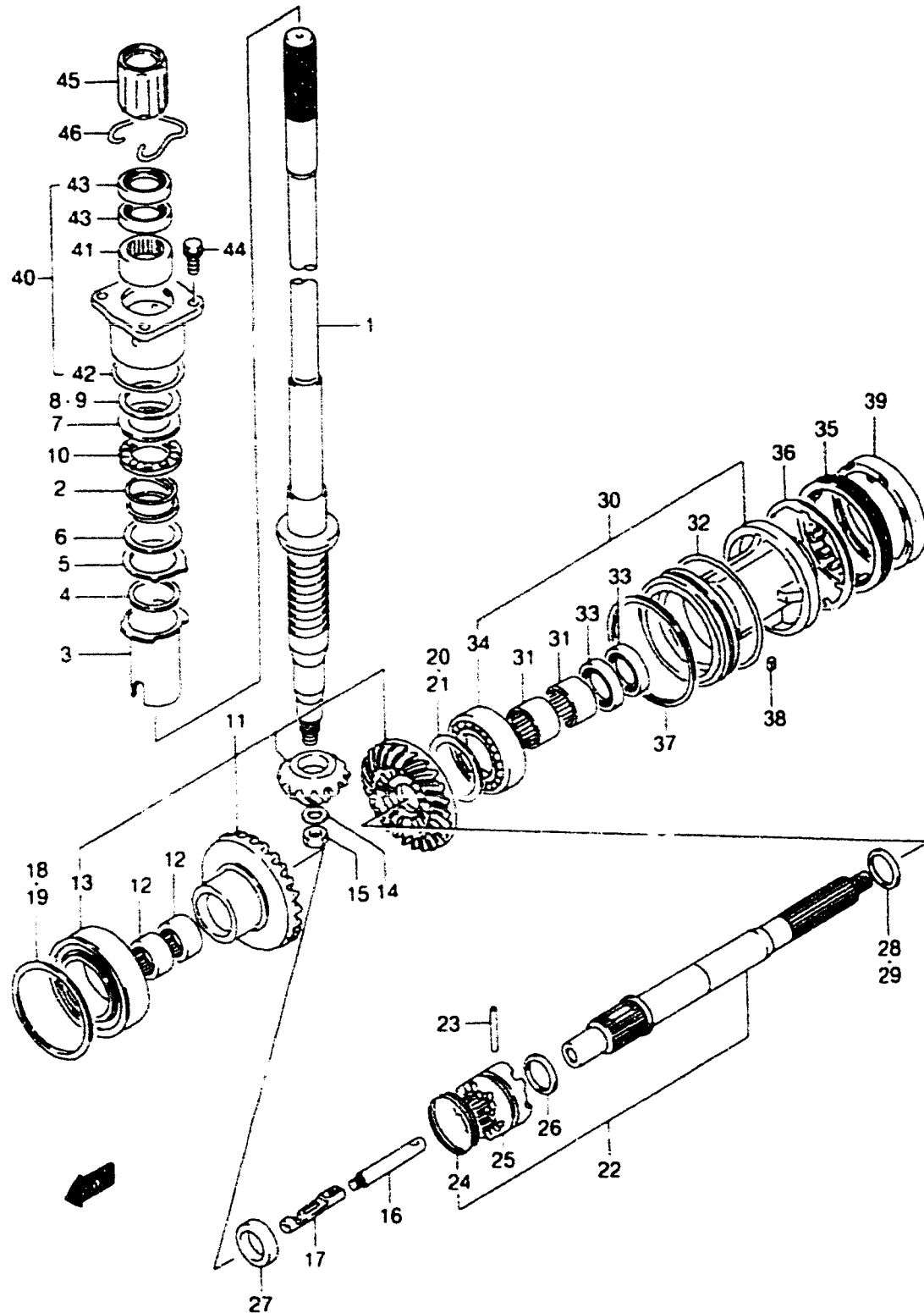
REF.NO.	PART NO.	DESCRIPTION	QTY.	REMARKS
1	23313-87D00	PIN, CLUTCH ROD CONNECTOR	1	
2	25231-87E00	HOLDER, MAGNET	1	
3	25232-94300	MAGNET, GEAR CASE	1	
4-1	26100-87D25	HOUSING ASSY, SHIFT ACCEL (L)	1	
4-2	26100-87D35	HOUSING ASSY, SHIFT ACCEL (X)	1	
5	25121-87E00	ROD, SHIFT PLUNGER CONNECTING	1	
6	25131-87E00	YOKE, SHIFT	1	
7	25311-87D10	SLIDER, SHIFT VERTICAL	1	
8	25411-87E00	PLUNGER, SHIFT SPRING REV	1	
9	25421-87E00	PLUNGER, SHIFT SPRING FWD	1	
10	25511-87E01	SLEEVE, SHIFT ACCEL SPRG FWD	1	
11	25521-87E01	SLEEVE, SHIFT ACCEL SPRG REV	1	
12	25531-87E00	SLEEVE, SHIFT SPRING LOCK	1	
13	25611-87E10	CONNECTOR, CLUTCH ROD	1	
14	26110-87D13	HOUSING, SHIFT ACCEL SLV	1	
15	25211-87E00	GUIDE, SHIFT ROD CONNECTOR	1	
16	09280-08008	O RING (D:3.5 ID:7.8)	1	
17	09280-20004	O RING (D:2.4 ID:19.8)	1	
18	09284-08005	SEAL, SHIFT ROD CONN	1	8X24X4
19	09381-22009	STOPPER, REVERSE SIDE	1	
20	09381-24003	CIRCLIP, DUST SEAL	1	
21	08211-08222	WASHER, SHIFT ROD CONN	1	8X4
21A	25141-87E01	SHAFT, SHIFTER YOKE PIVOT	1	
22	09134-08010	SCREW, NOTCH	2	6X7.5
23	09135-06016	BOLT, SHIFT SPRING LOCK	1	
24	09140-06020	NUT, CLUTCH ROD CONN	1	
25	09261-05010	PIN, SHIFTER YOKE PIVOT	1	
26	09280-14011	O RING (D:2.5 ID:13.8)	1	

FIG.25



REF.NO.	PART NO.	DESCRIPTION	REMARKS
27	09280-69001	O RING (D:3.1 ID:68.5)	1
28	09440-05034	SPRING, NOTCH	2
29	09440-10035	SPRING, SHIFT ACCEL	2
30	06111-05004	BALL, SHIFT SPRING LOCK	6
31	06111-07004	BALL, NOTCH	2
32-1	25614-87E00	ROD, SHIFT CONNECTOR (L)	1
32-2	25614-87D10	ROD, SHIFT CONNECTOR (X)	1
33	09209-08019	PIN, SHIFT HOUSING	1
34	09204-01002	PIN	1
35	09117-06031	BOLT, SHIFT ACCEL HSG (6X20)	3

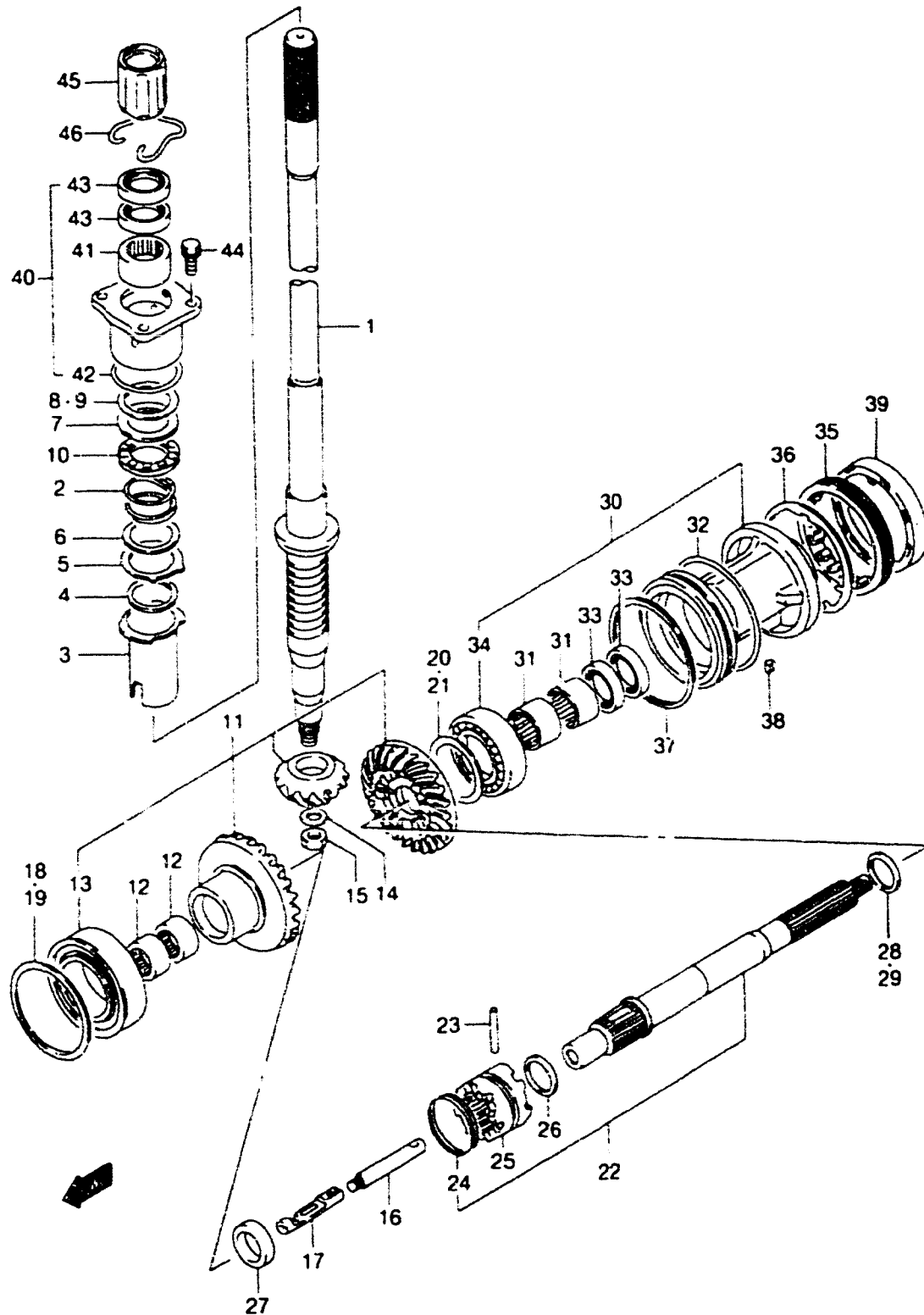
FIG.26



REF.NO.	PART NO.	DESCRIPTION	QTY.	REMARKS
1-1	57110-87D00	SHAFT ASSY. DRIVE (L)	1	
1-2	57110-87D10	SHAFT ASSY. DRIVE (X)	1	
2	09440-42001	SPRING, DRIVE SHAFT	1	
3	57133-87D01	COLLAR, DRIVE SHAFT	1	
4	57134-87D10	PROTECTOR	1	
5	09166-37001	THRUST WASHER (32X50X2)	1	
6	09160-36007	THRUST WASHER (32X47X2)	1	
7	09160-32005	THRUST WASHER (32X52X4 25)	1	
8	57500-87813	SHIM SET, DRIVE SHAFT	1	
9-1	09181-37002	SHIM (T:0.65)	1	
9-2	09181-38160	SHIM (T:0.70)	1	
9-3	09181-38161	SHIM (T:0.75)	1	
9-4	09181-38162	SHIM (T:0.80)	1	
9-5	09181-38163	SHIM (T:0.85)	1	
9-6	09181-38164	SHIM (T:0.90)	1	
9-7	09181-38165	SHIM (T:0.95)	1	
9-8	09181-38166	SHIM (T:1.00)	1	
9-9	09181-38169	SHIM (T:1.05)	1	
9-10	09181-38172	SHIM (T:1.10)	1	
9-11	09181-38174	SHIM (T:1.15)	1	
10	09263-30046	BEARING	1	
11-1	57300-87841	PINION/GEAR SET	1	DT150STC
11-2	57300-87815	PINION/GEAR SET	1	DT150,200,225
12	09263-25052	BEARING, FORWARD	2	25X32X16
13	09265-50001	BEARING, FORWARD GEAR	1	50X90X32
14	08221-16256	WASHER	1	DT150STC
15-1	09140-16021	NUT	1	DT150STC
15-2	09140-16026	NUT	1	DT150,200,225
16	57631-87D10	PIN, CONNECTOR	1	INC 57600-87D11
17	25321-87E01	SLIDER, SHIFT HORIZONTAL	1	

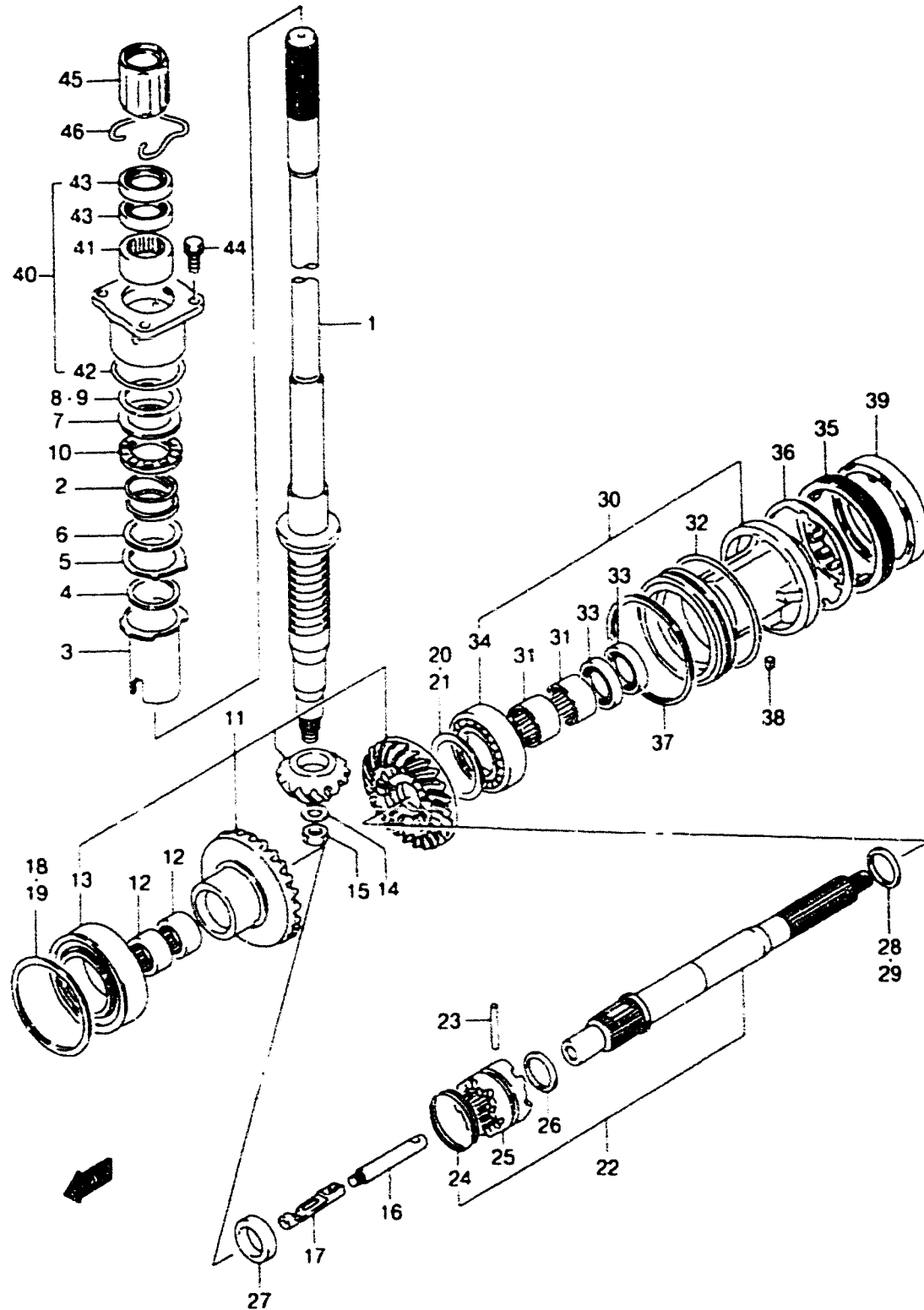
REFER TO FIG.27 (D-10) FOR COUNTER ROTATION

FIG.26



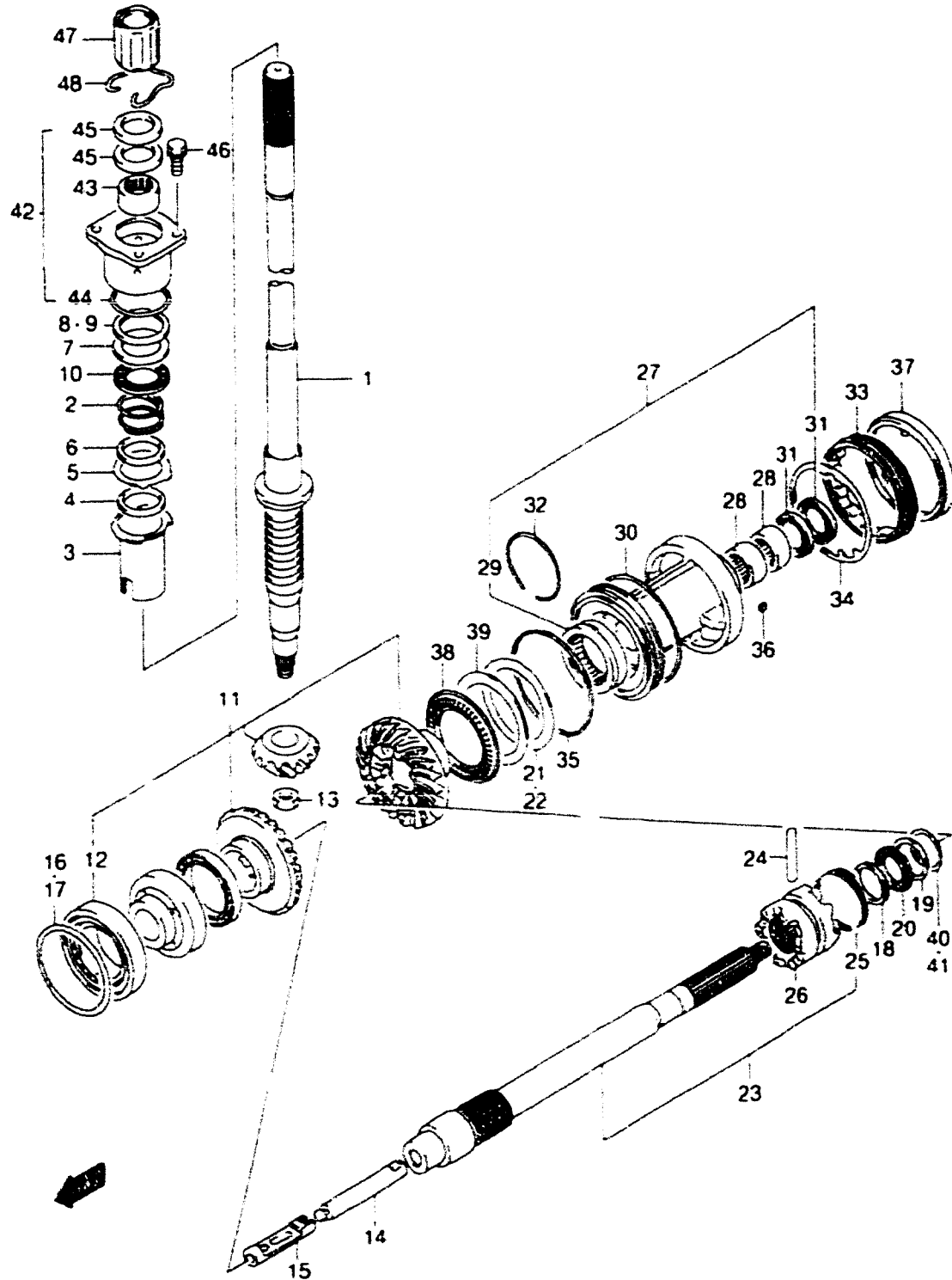
REF.NO.	PART NO.	DESCRIPTION	QTY.	REMARKS
18	57500-87842	FORWARD GEAR SHIM SET	1	
19-1	09181-77003	SHIM (T.0.50)	1	77X90
19-2	09181-77004	SHIM (T.0.55)	1	77X90
19-3	09181-77005	SHIM (T.0.60)	1	77X90
19-4	09181-77006	SHIM (T.0.65)	1	77X90
19-5	09181-77007	SHIM (T.0.70)	1	77X90
19-6	09181-77008	SHIM (T.0.75)	1	77X90
19-7	09181-77009	SHIM (T.0.80)	1	77X90
19-8	09181-77010	SHIM (T.0.85)	1	77X90
19-9	09181-77011	SHIM (T.0.90)	1	77X90
19-10	09181-77012	SHIM (T.0.95)	1	77X90
19-11	09181-77013	SHIM (T.1.00)	1	77X90
19-12	09181-77014	SHIM (T.1.05)	1	77X90
19-13	09181-77015	SHIM (T.1.10)	1	77X90
20	57500-87852	REVERSE GEAR SHIM SET	1	
21-1	09181-50013	SHIM (T.1.0)	1	50X62
21-2	09181-50012	SHIM (T.1.1)	1	50X62
21-3	09181-50005	SHIM (T.1.2)	1	50X62
21-4	09181-50006	SHIM (T.1.3)	1	50X62
21-5	09181-50007	SHIM (T.1.4)	1	50X62
21-6	09181-50008	SHIM (T.1.5)	1	50X62
21-7	09181-50009	SHIM (T.1.6)	1	50X62
21-8	09181-50010	SHIM (T.1.7)	1	50X62
22	57600-87D12	SHAFT ASSY. PROPELLER	1	
23	09202-08007	PIN	1	
24	09440-52003	SPRING	1	
25	57621-87D02	SHIFTER, CLUTCH DOG	1	
26	09380-35002	STOPPER	1	
27	09180-25082	STOPPER	1	

FIG.26



REF.NO.	PART NO.	DESCRIPTION	QTY.	REMARKS
28	57500-87860	REVERSE PROP SHAFT WASHER SET	1	
29-1	09160-30035	THRUST WASHER (T 1.5)	1	30X38
29-2	09160-30036	THRUST WASHER (T 1.7)	1	30X38
29-3	09160-30037	THRUST WASHER (T 1.9)	1	30X38
29-4	09160-30038	THRUST WASHER (T 2.1)	1	30X38
29-5	08211-30384	THRUST WASHER (T 2.2)	1	30X38
29-6	09160-30039	THRUST WASHER (T 2.3)	1	30X38
29-7	09160-30041	THRUST WASHER (T 2.4)	1	30X38
29-8	08211-30385	THRUST WASHER (T 2.5)	1	30X38
29-9	09160-30042	THRUST WASHER (T 2.6)	1	30X38
29-10	09160-30043	THRUST WASHER (T 2.7)	1	30X38
29-11	09160-30044	THRUST WASHER (T 2.8)	1	30X38
29-12	09160-30045	THRUST WASHER (T 2.9)	1	30X38
30	56120-87D02	HOUSING, PROPELLER SHAFT	1	
31	09263-30023	BEARING (30X40X25)	2	
32	09280-00021	O RING (ID.101.D 3.5)	1	
33	09282-30006	OIL SEAL (30X45X6)	2	
34	08113-60100	BEARING	1	
35	56122-87D20	STOPPER	1	
36	56123-87D00	WASHER	1	
37	09160-00001	SPACER (100X110X2.0)	1	
38	09421-04008	KEY	1	
39	58161-87D01	SEAL RING, PROPELLER	1	OPT
40	56130-87D00	HOUSING, DRIVE SHAFT BEARING	1	
41	09263-30022	BEARING, DRIVE SHAFT	1	
42	09280-55002	O RING	1	
43	09282-24004	OIL SEAL	2	
44	09117-08057	BOLT (L 25)	4	
45	57130-87D01	BUSHING, DRIVE SHAFT (X)	1	
46	09387-38002	RING (X)	1	

FIG.27



REF.NO.	PART NO.	DESCRIPTION	QTY.	REMARKS
1	57110-87D10	SHAFT ASSY. DRIVE (X)	1	
2	09440-42001	SPRING. DRIVE SHAFT	1	
3	57133-87D01	COLLER. DRIVE SHAFT	1	
4	57134-87D10	PROTECTOR	1	
5	09166-37001	THRUST WASHER (32X50X2)	1	
6	09160-36007	THRUST WASHER (32X47X2)	1	
7	09160-32005	THRUST WASHER (32X52X4 25)	1	
8	57500-87813	SHIM SET. DRIVE SHAFT	1	
9-1	09181-37002	SHIM (T 0 65)	1	37 0X52 0
9-2	09181-38160	SHIM (T 0 70)	1	37 0X52 0
9-3	09181-38161	SHIM (T 0 75)	1	37 0X52 0
9-4	09181-38162	SHIM (T 0 80)	1	37 0X52 0
9-5	09181-38163	SHIM (T 0 85)	1	37 0X52 0
9-6	09181-38164	SHIM (T 0 90)	1	37 0X52 0
9-7	09181-38165	SHIM (T 0 95)	1	37 0X52 0
9-8	09181-38166	SHIM (T 1 00)	1	37 0X52 0
9-9	09181-38169	SHIM (T 1 05)	1	37 0X52 0
9-10	09181-38172	SHIM (T 1 10)	1	37 0X52 0
9-11	09181-38174	SHIM (T 1 15)	1	37 0X52 0
10	09263-30046	BEARING	1	
11	57300-87831	PINION/GEAR SET	1	
12	09265-50002	BEARING PROP SHAFT FWD	1	
13	09140-16026	NUT. PINION	1	
14	57631-87D10	PIN. CONNECTOR	1	INC 57600-88D01
15	25321-87E01	SLIDER. SHIFT HORIZONTAL	1	
16	57500-87842	SHIM SET REVERSE	1	
17-1	09181-77003	SHIM (T 0 50)	1	77X90
17-2	09181-77004	SHIM (T 0 55)	1	77X90
17-3	09181-77005	SHIM (T 0 60)	1	77X90
17-4	09181-77006	SHIM (T 0 65)	1	77X90
17-5	09181-77007	SHIM (T 0 70)	1	77X90
17-6	09181-77008	SHIM (T 0 75)	1	77X90
17-7	09181-77009	SHIM (T 0 80)	1	77X90
17-8	09181-77010	SHIM (T 0 85)	1	77X90
17-9	09181-77011	SHIM (T 0 90)	1	77X90

FIG.27

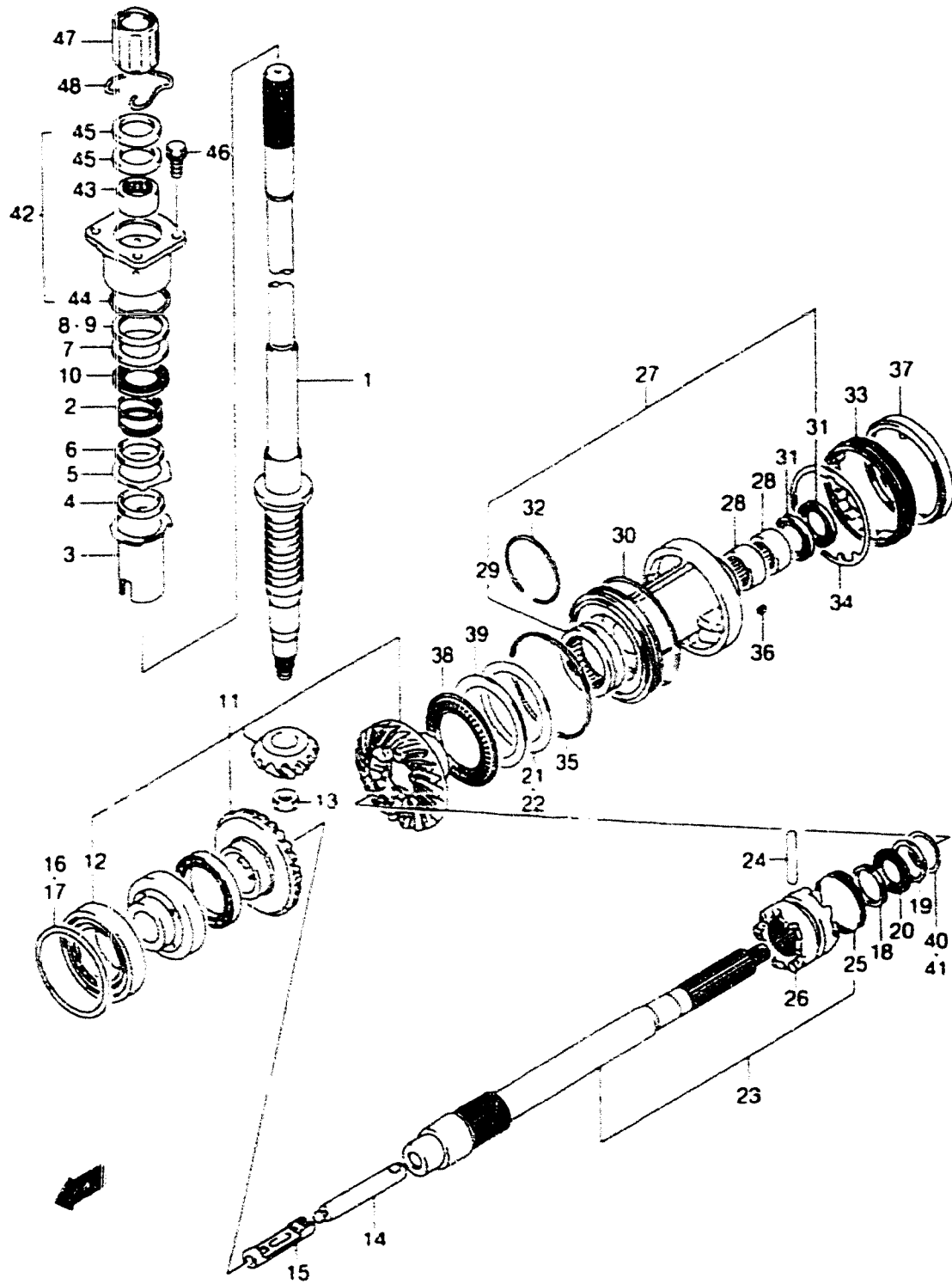


FIG 27 (D-11)

TRANSMISSION (COUNTER ROTATION)

QTY.

REF.NO.	PART NO.	DESCRIPTION	QTY.	REMARKS
17-10	09181-77012	SHIM (T 0.95)	1	77X90
17-11	09181-77013	SHIM (T 1.00)	1	77X90
17-12	09181-77014	SHIM (T 1.05)	1	77X90
17-13	09181-77015	SHIM (T 1.10)	1	77X90
18	09160-30047	STOPPER, CLUTCH DOG FWD	1	
19	09160-31007	WASHER, PROP SHAFT BRG	1	
20	09263-30037	BEARING, PROP SHAFT REV	1	
21	57500-92812	SHIM SET, FORWARD	1	
22-1	09181-70008	SHIM (T 0.55)	1	
22-2	09181-70006	SHIM (T 0.60)	1	
22-3	09181-70009	SHIM (T 0.65)	1	
22-4	09181-70001	SHIM (T 0.70)	1	
22-5	09181-70010	SHIM (T 0.75)	1	
22-6	09181-70002	SHIM (T 0.80)	1	
22-7	09181-70011	SHIM (T 0.85)	1	
22-8	09181-70003	SHIM (T 0.90)	1	
22-9	09181-70012	SHIM (T 0.95)	1	
22-10	09181-70004	SHIM (T 1.00)	1	
22-11	09181-70013	SHIM (T 1.05)	1	
22-12	09181-70014	SHIM (T 1.10)	1	
23	57600-88D02	SHAFT ASSY, PROPELLER	1	
24	09202-08007	PIN, CLUTCH DOG	1	
25	09440-52003	SPRING, CLUTCH DOG	1	
26	57621-88D02	SHIFTER, CLUTCH DOG	1	
27	56120-88D01	HOUSING, PROPELLER SHAFT	1	
28	09263-30040	BEARING, PROP SHAFT	2	30X40X25
29	09263-50004	BEARING, FORWARD GEAR	1	
30	09280-00021	O RING (ID 1.1.D 3.5)	1	
31	09282-30006	OIL SEAL (30X45X6)	2	
32	09381-70001	RING, SNAP	1	
33	56122-87D20	STOPPER, PROP SHAFT	1	
34	56123-87D00	WASHER, PROP SHAFT	1	

FIG.27

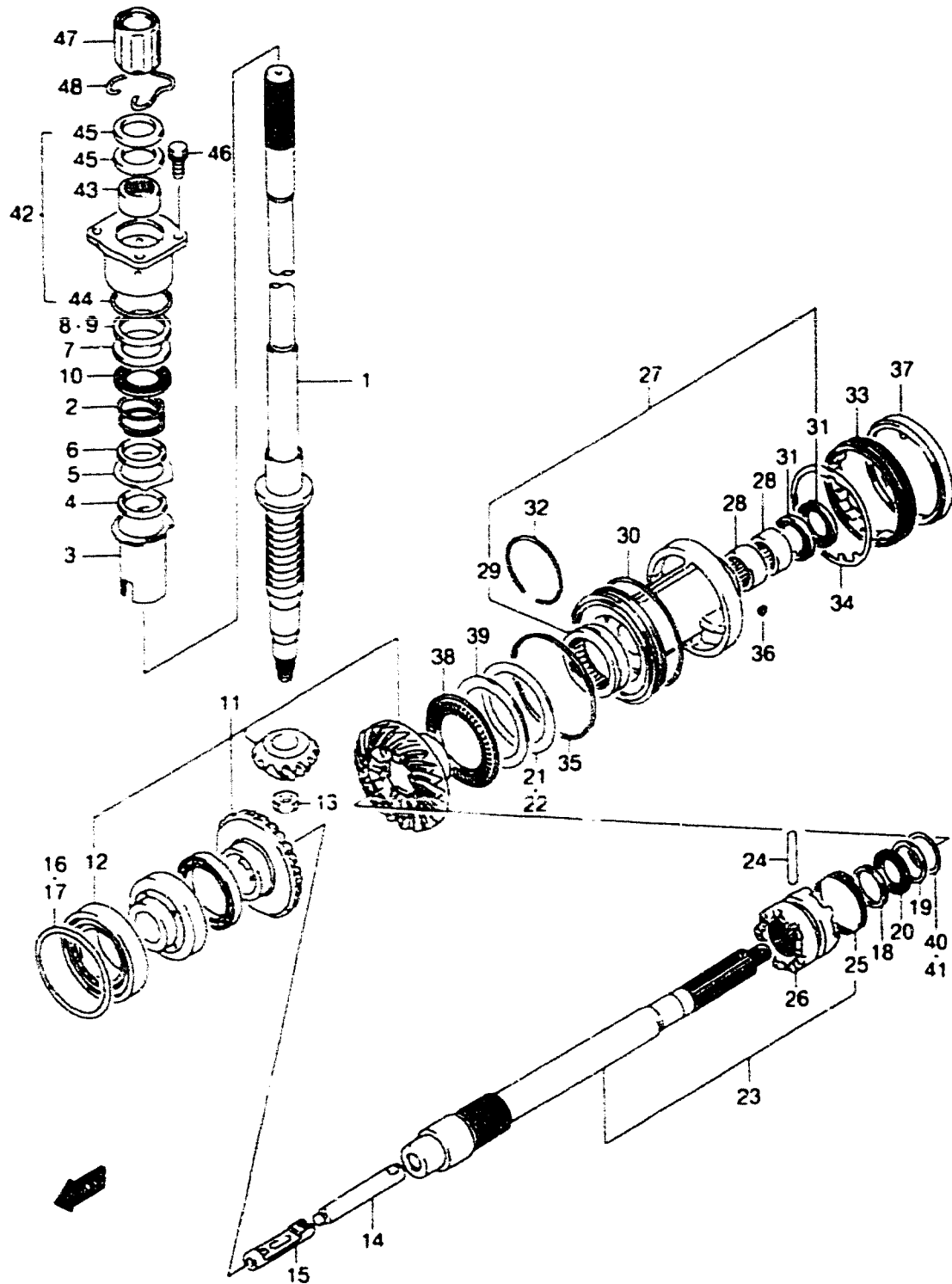


FIG 27 (D-12)

TRANSMISSION (COUNTER ROTATION)

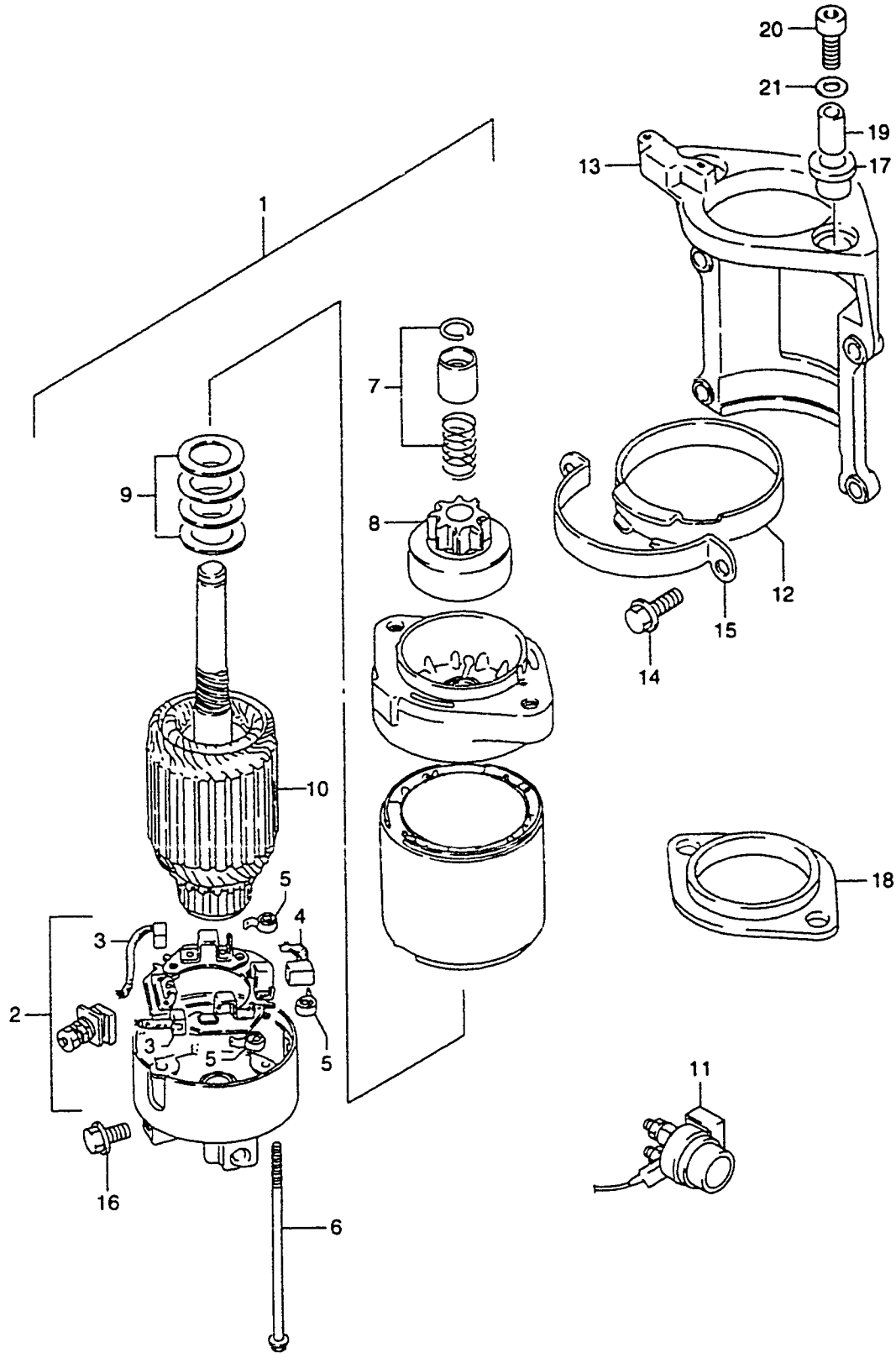
REF.NO.	PART NO.	DESCRIPTION	QTY.	REMARKS
35	09160-00002	SPACER, PROP BRG	1	ID:104,OD:110,T:2.0
36	09421-04008	KEY, PROP SHAFT	1	
37	58161-87D01	SEAL RING, PROPELLER	1	OPT
38	09269-70001	BEARING, FWD GEAR THRUST	1	
39	09160-70003	WASHER, FWD GEAR THRUST	1	
40	57500-92821	WASHER SET, PROP	1	
41-1	09160-33008	WASHER (T 1.5)	1	
41-2	09160-33009	WASHER (T 2.0)	1	
41-3	09181-33001	WASHER (T 1.5)	1	
41-4	09181-33002	WASHER (T 0.60)	2	
41-5	09181-33003	WASHER (T 0.65)	2	
41-6	09181-33004	WASHER (T 0.70)	2	
41-7	09181-33005	WASHER (T 0.75)	2	
41-8	09181-33006	WASHER (T 0.80)	2	
41-9	09181-33007	WASHER (T 0.85)	2	
41-10	09181-33008	WASHER (T 0.90)	2	
41-11	09181-33009	WASHER (T 0.95)	2	
41-12	09160-33003	WASHER (T 1.00)	2	
41-13	09160-33004	WASHER (T 1.05)	2	
41-14	09160-33005	WASHER (T 1.10)	2	
41-15	09160-33006	WASHER (T 1.15)	2	
42	56130-87D00	HOUSING, DRIVE SHAFT BEARING	1	
43	09263-30022	BEARING, DRIVE SHAFT	1	
44	09280-55002	O RING	1	
45	09282-24004	OIL SEAL	2	
46	09117-08057	BOLT, DRIVE SHAFT BRG	4	
47	57130-87D01	BUSHING, DRIVE SHAFT (X)	1	
48	09387-38002	RING, DRIVE SHAFT (X)	1	

FIG.28

FIG.28 (E-2)

STARTING MOTOR

QTY.



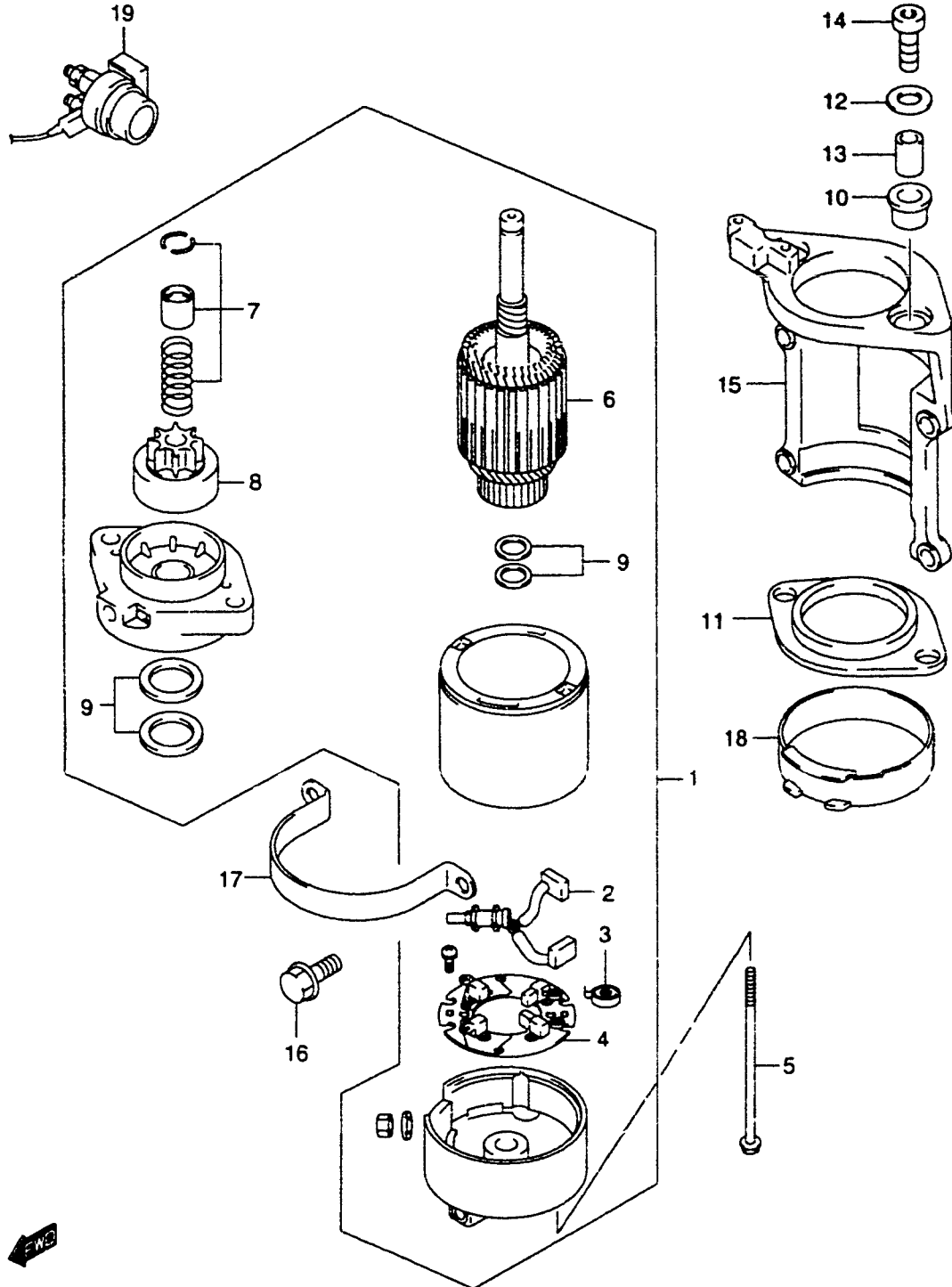
REF.NO.	PART NO.	DESCRIPTION	QTY.	REMARKS
1	31100-87D10	MOTOR ASSY, STARTING	1	→31100-92E00
2	31173-95310	.HOLDER ASSY, MOTOR BRUSH	1	
3	31131-95310	..BRUSH (+)	2	
4	31131-95241	..BRUSH (-)	1	
5	31135-95310	..SPRING, BRUSH	3	
6	31281-87D10	..THROUGH BOLT	2	
7	31312-94601	..STOPPER SET, PINION	1	
8	31320-87D00	..PINION ASSY	1	
9	31360-87D00	..WASHER KIT	1	
10	31310-94600	..ARMATURE	1	
11	31800-94401	RELAY, STARTING MOTOR	1	
12	31918-94701	DAMPER, STARTER	1	
13	31911-87D11-0ED	BRACKET, STARTING MOTOR	1	
14	01550-08307	BOLT	4	
15	31912-87D00	BAND, STARTER	1	
16	01550-08167	BOLT, BATTERY CABLE GROUND	1	8X16
17	31916-94500	DAMPER, STARTER MOTOR UPPER	2	
18	31917-94500	DAMPER, STARTER MOTOR MIDDLE	1	
19	09180-08097	SPACER, STARTER MOTOR	2	8.1X12X18.8
20	07130-08407	BOLT, STARTER MOTOR (8X40)	2	
21	09160-08124	WASHER	2	

COLOR : 0ED (GRAY)

REFER TO FIG.29(E-3) FOR MODEL:00,01

FIG.29

QTY.



REF.NO.	PART NO.	DESCRIPTION	QTY.	REMARKS
1	31100-92E00	MOTOR ASSY, STARTING	1	
2	31131-99E00	.BRUSH (+)	1	
3	31135-99E00	.SPRING	4	
4	31173-99E00	.HOLDER, BRUSH	1	
5	31281-94510	.THROUGH BOLT	2	
6	31310-99E00	.ARMATURE	1	
7	31312-87J00	.PINION STOP SET	1	
8	31320-87J00	.PINION ASSY	1	
9	31360-99E10	.WASHER SET	1	
10	31916-94500	DAMPER, STARTING MOTOR UPPER	2	
11	31917-94500	DAMPER, STARTING MCTOR MIDDLE	1	
12	09160-08124	WASHER (8.5X20X1.6)	2	
13	09180-08097	SPACER	2	
14	07130-08407	BOLT	2	
15	31911-87D11-0ED	BRACKET, STARTING MOTOR (GRAY)	1	
16	01550-08307	BOLT	4	
17	31912-87D00	BAND, STARTING MOTOR	1	
18	31918-94701	DAMPER, STARTING MOTOR	1	
19	31800-94401	RELAY, STARTING MOTOR	1	

FIG.30

FIG.30 (E-4)

MAGNETO (DT150(G/S),200(G))

QTY.

REF.NO.	PART NO.	DESCRIPTION	REMARKS
1	32101-92E21	COIL, STATOR	1
2	32102-92E10	FLYWHEEL, MAGNETO	1
3	32150-92E00	COIL, GEAR COUNTER	1
4	32156-94600	BAND, GEAR COUNTING COIL	1
5	32125-92E00	BASE, STATOR	1
6	01550-06163	BOLT	4
7	01560-06303	BOLT	3
8	32160-92E20	COIL, IGN TIMING	1
9	09404-06432	CLAMP	1
10	02112-35127	SCREW, COUNTER	4
11	02162-06127	BOLT	1
12	09140-18007	NUT, MAGNETO FLYWHEEL	1
13	09160-18011	WASHER, MAGNETO FLYWHEEL	1
14	08341-31059	KEY, MAGNETO FLYWHEEL	1
15	38423-95510	TUBE, MAGNETO LEAD WIRE	1

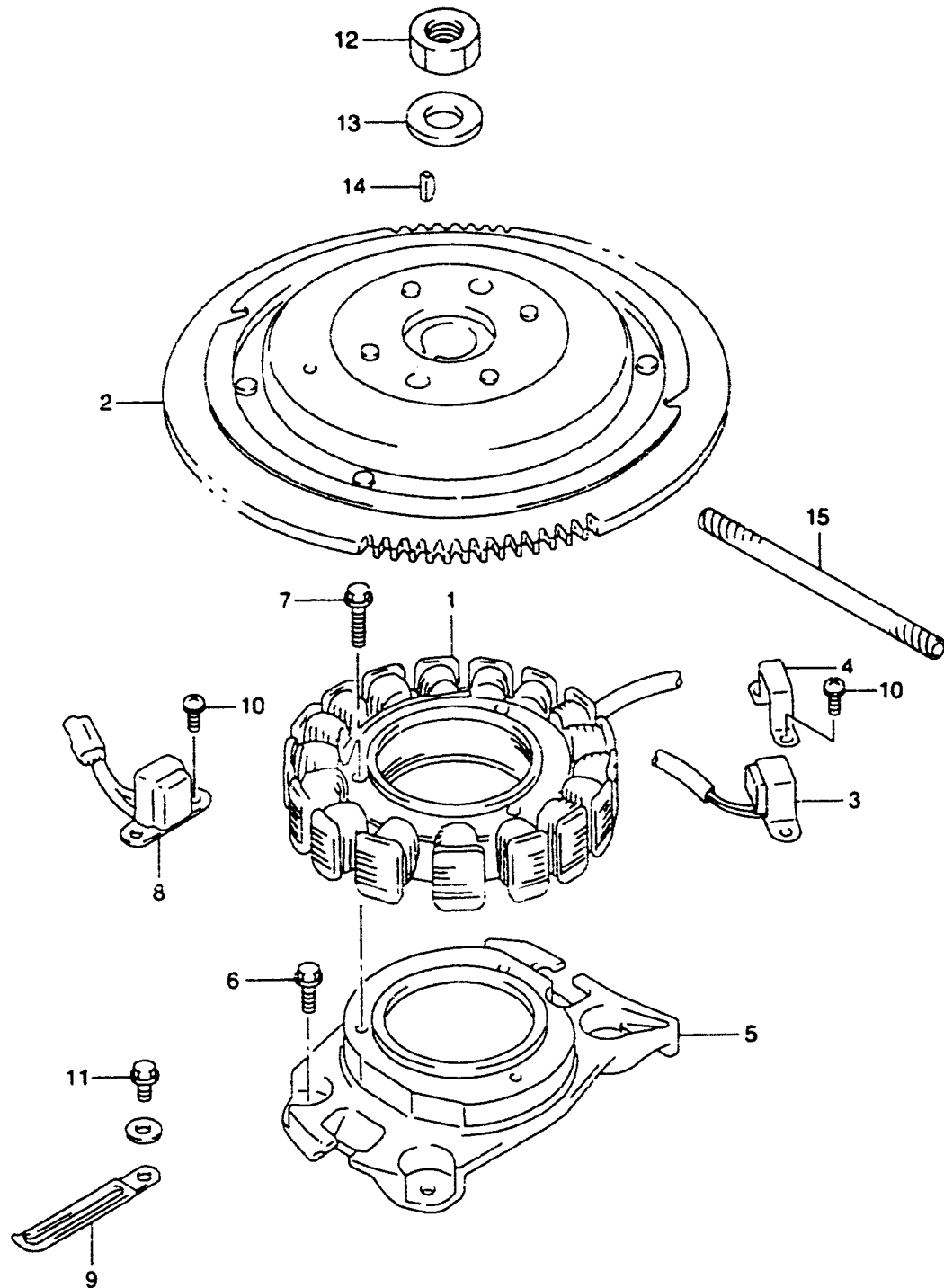
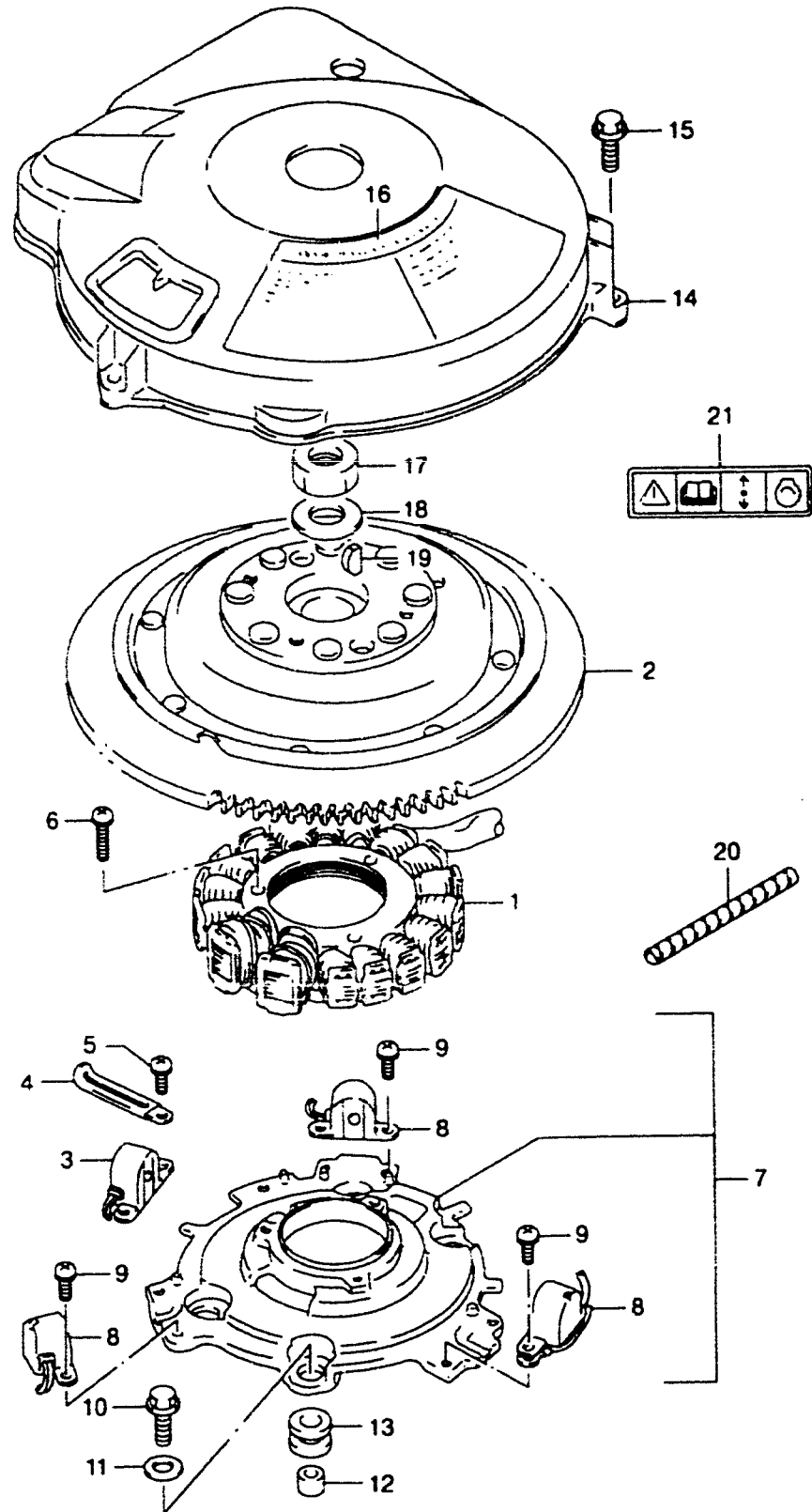
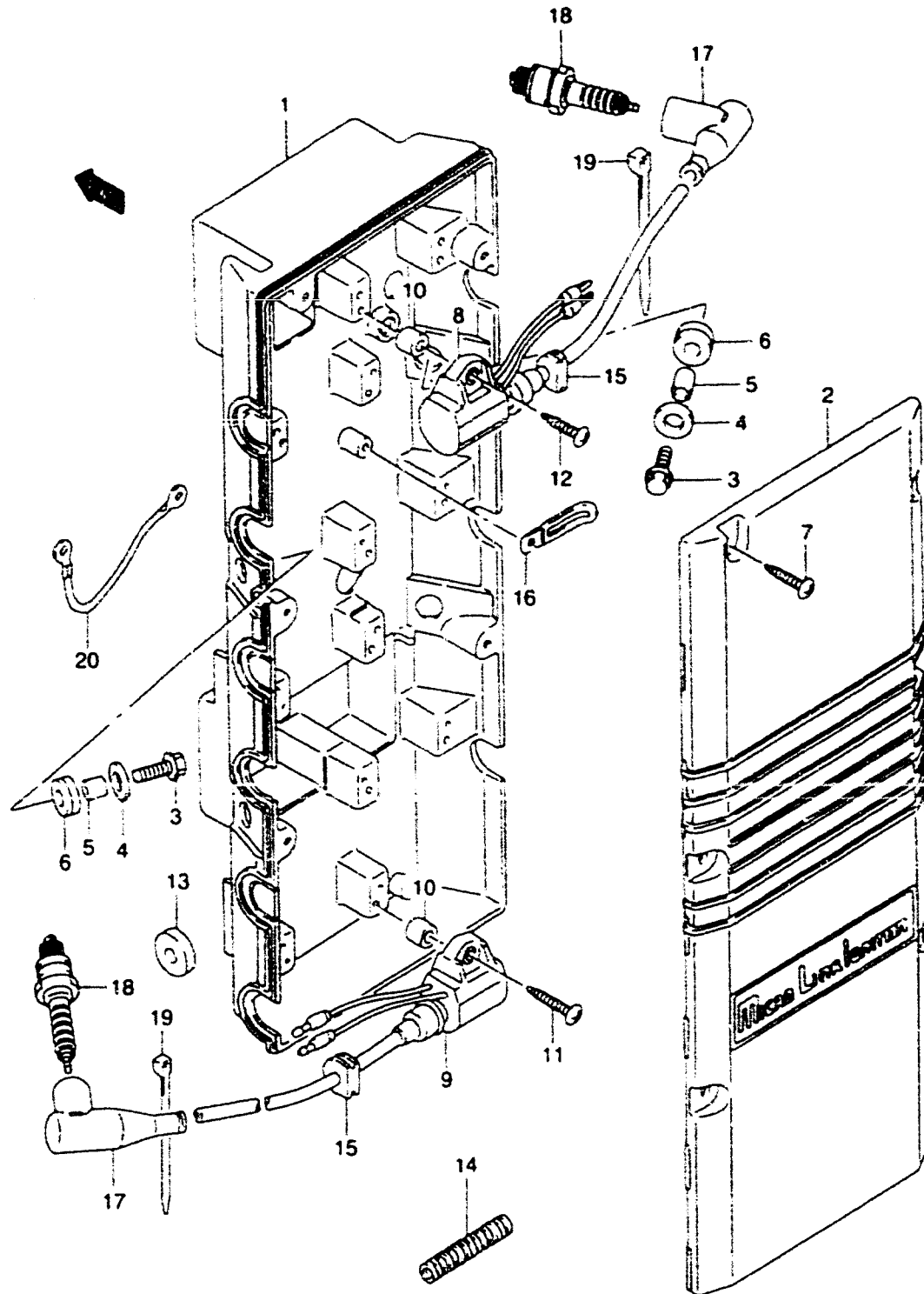


FIG.31



REF.NO.	PART NO.	DESCRIPTION	QTY.	REMARKS
1	32101-92E11	COIL, STATOR	1	
2	32102-92E00	FLYWHEEL, MAGNETO	1	
3	32150-87E20	COIL, GEAR COUNTER	1	
4	09404-06432	CLAMP	1	
5	02112-35127	SCREW, COUNTER	2	
6	02112-36257	SCREW, COIL BASE	3	
7	32103-92E10	STATOR ASSY, IGNITION COIL	1	
8	32160-87D11	COIL, IGN TIMING	3	
9	02112-35127	SCREW, COIL IGN TIMING	6	
10	01500-06203	BOLT, MAGNETO STATOR	4	
11	09160-06052	WASHER, MAGNETO STATOR	4	
12	09180-06223	SPACER, MAGNETO STATOR	4	
13	09320-10008	CUSHION, MAGNETO STATOR	4	
14	11511-92E00	COVER, MAGNETO	1	
15	02162-06257	BOLT, MAGNETO COVER	3	
16-1	61911-92E01	MARK, EMER STR INSTR	1	ENGLISH
16-2	61466-92E11	MARK, EMER STR INSTR	1	FRENCH NOT FOR U.S. MARKET
17	09140-18007	NUT, MAGNETO FLYWHEEL	1	
18	09160-18011	WASHER, MAGNETO FLYWHEEL	1	
19	08341-31059	KEY, MAGNETO FLYWHEEL	1	
20-1	38423-95510	TUBE, MAGNETO LEAD WIRE	1	L.150→100
20-2	38423-95510	TUBE, MAGNETO LEAD WIRE	1	
21	69711-93E10	LABEL, CAUTION S.I.G.P	1	

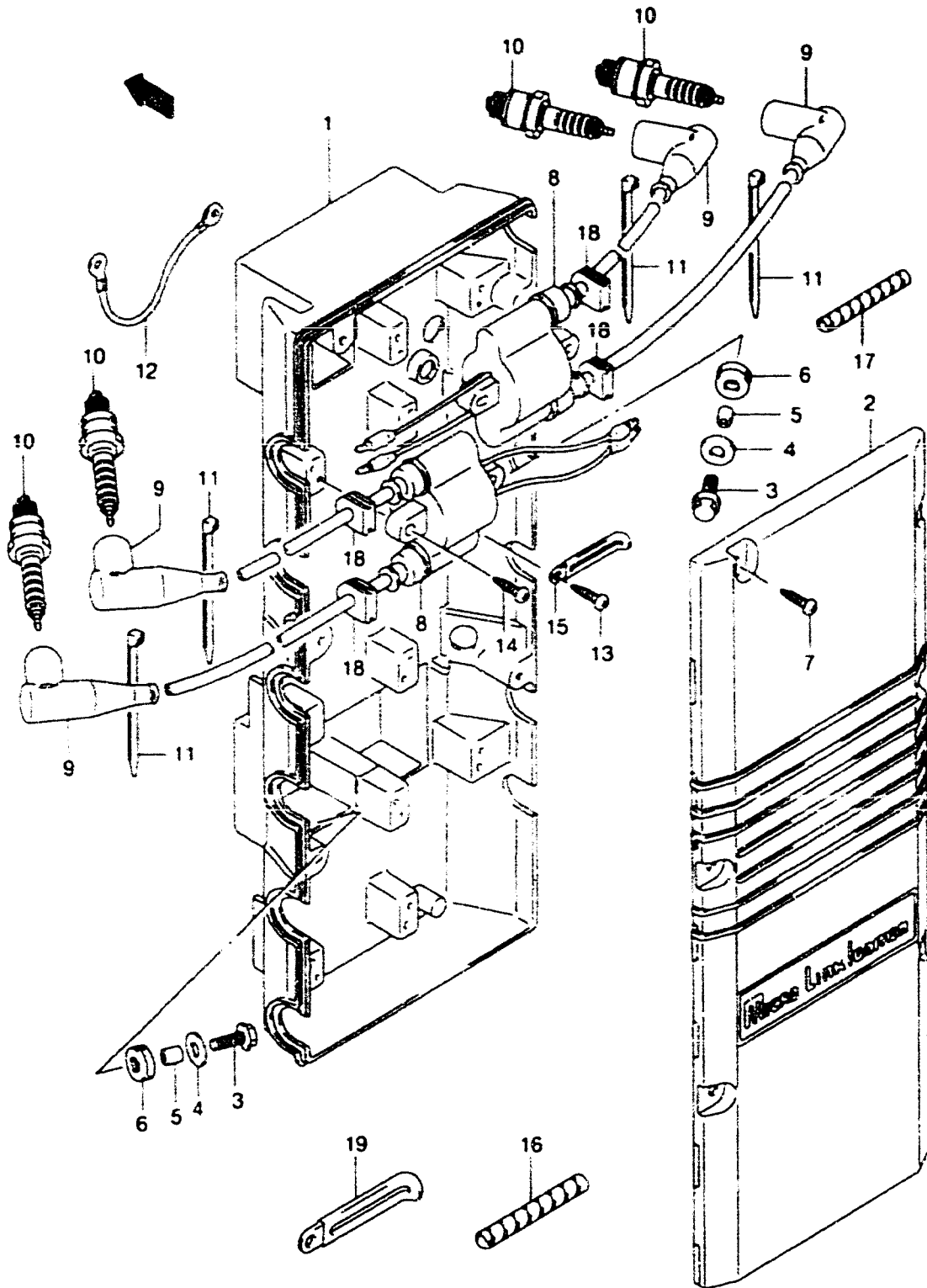
FIG.32



REF.NO.	PART NO.	DESCRIPTION	QTY.	REMARKS
1	32950-87D61	HOLDER, ELECTRIC PARTS NO.2	1	
2	32951-87D11	COVER, ELECTRIC PARTS	1	
3	09128-06069	BOLT, ELECTRIC PARTS (L.10)	4	
4	09160-06052	WASHER, ELECTRIC PARTS	4	
5	09180-06248	SPACER, ELECTRIC PARTS	4	
6	09320-08001	CUSHION, ELECTRIC PARTS	4	
7	03212-05203	SCREW, PARTS HOLDER COVER	6	
8	33410-92E00	COIL ASSY, IGNITION	5	
9	33410-94630	COIL ASSY, IGNITION	1	
10	09180-06095	SPACER	4	
11	03242-05253	SCREW, IGNITION COIL	2	
12	03242-05303	SCREW	4	
13	33446-87D00	PROTECTOR, HIGH TENSION	3	
14	33446-98E20	TUBE	3	L 500→60
15	09309-06007	GROMMET, HIGH TENSION	6	
16	09404-08206	CLAMP, HIGH TENSION	2	
17	33510-87D20	CAP, SPARK PLUG	6	
18	09482-00370	SPARK PLUG (BR8HS10)	6	
19	09407-14407	CLAMP	6	
20	36896-87D10	LEAD, CDI & RECTIFIER GND	1	

REFER TO FIG.33(E-7) FOR DT225/DT225G

FIG.33

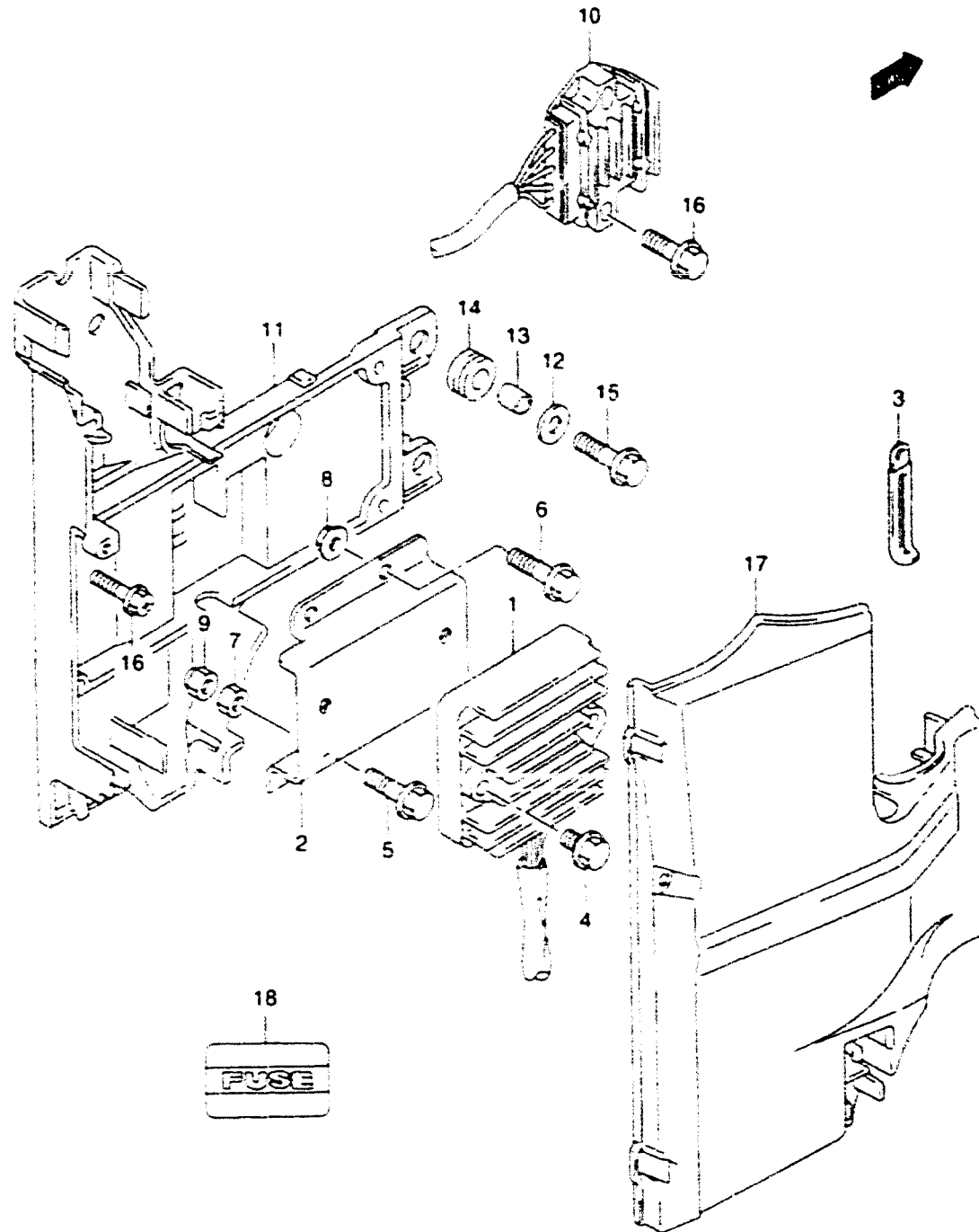


QTY.

REMARKS

REF.NO.	PART NO.	DESCRIPTION	QTY.	REMARKS
1	32950-87D61	HOLDER, ELECTRIC PARTS NO.2	1	
2	32951-87D11	COVER, ELECTRIC PARTS	1	
3	09128-06069	BOLT, ELECTRIC PARTS (L:10)	4	
4	09160-06052	WASHER, ELECTRIC PARTS	4	
5	09180-06248	SPACER, ELECTRIC PARTS	4	
6	09320-08001	CUSHION, ELECTRIC PARTS	4	
7	03212-05203	SCREW, PARTS HOLDER COVER	6	
8	33410-87D80	COIL ASSY, IGNITION	6	
9	33510-87D20	CAP. SPARK PLUG	12	
10	09482-00370	SPARK PLUG (BR8HS10)	12	
11	09407-14407	CLAMP	12	
12	36896-87D10	LEAD, CDI & RECTIFIER GND	1	
13	03212-05123	SCREW, LEAD	1	
14	03212-05303	SCREW, IGNITION COIL	12	
15	09404-06432	CLAMP, IGNITION COIL	1	
16	33446-98E20	TUBE (7 2X10 2X500)	10	L 500→60
17	38423-95510	TUBE (6X8X50)	10	L 150→50
18	09309-06007	GROMMET, HIGH TENSION	12	
19	09404-08206	CLAMP, HIGH TENSION	2	

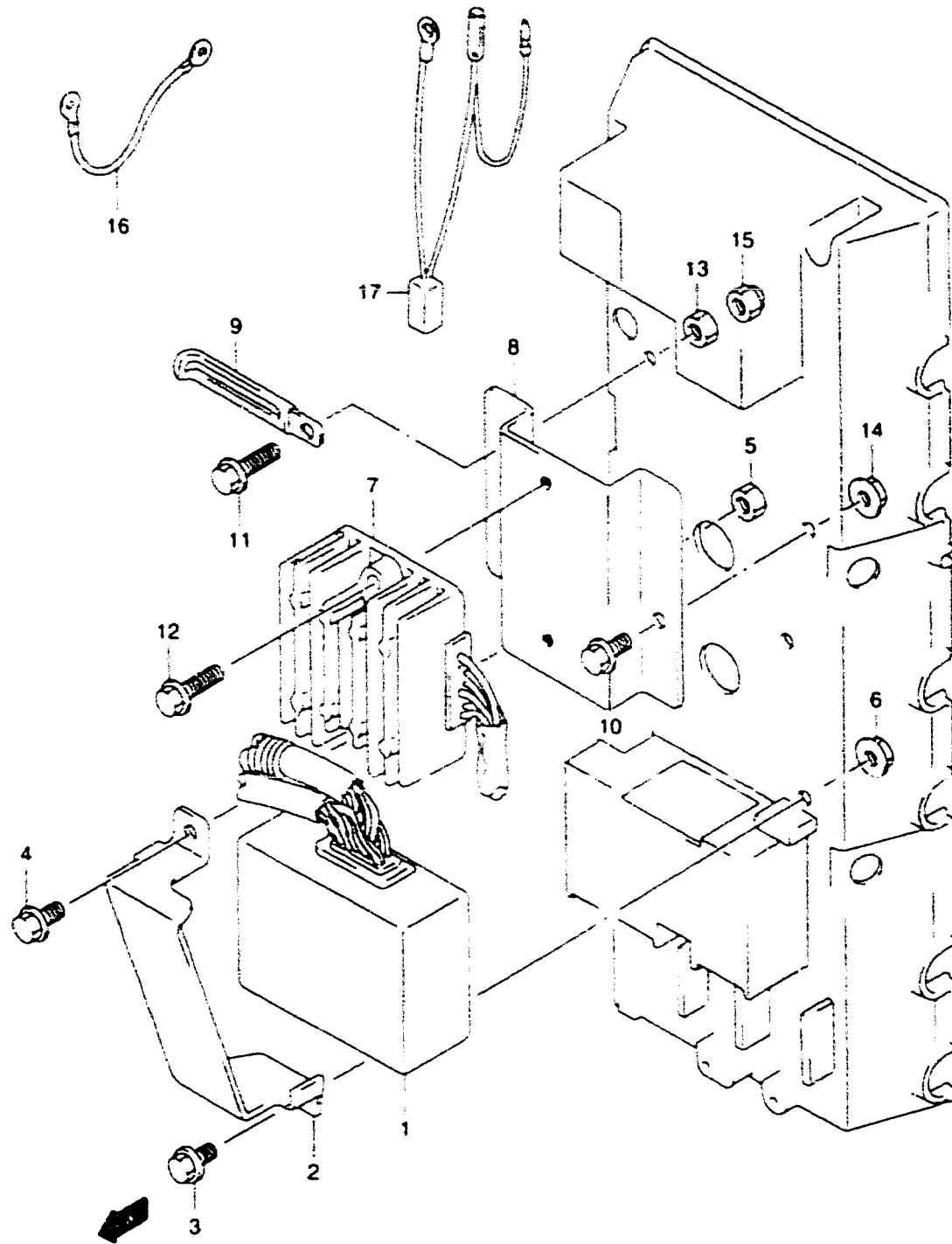
FIG.34



REF.NO.	PART NO.	DESCRIPTION	QTY.	REMARKS
1	32800-92E20	RECTIFIER & REGULATOR	1	
2	32801-92E00	BRACKET, RECT & REGULATOR	1	
3	09404-06432	CLAMP	1	
4	01550-06103	BOLT	2	
5	01550-06207	BOLT	1	
6	01550-06253	BOLT	2	
7	08310-00063	NUT	1	
8	08316-10063	NUT	2	
9	08319-21063	NUT	1	
10	32800-92E30	REGULATOR, FUEL PUMP	1	
11	32890-92E10	HOLDER, ELECTRIC PARTS SIDE	1	
12	09160-06052	WASHER	4	
13	09180-06248	SPACER	4	
14	09320-08001	CUSHION	4	
15	01500-06257	BOLT	4	
16	02162-06257	BOLT	2	
17	32891-92E20	COVER, SIDE	1	
18	36746-92E00	LABEL, PARTS HOLDER COVER	1	

REFER TO FIG 35(E-9) FOR DT225/DT225G

FIG.35



REF.NO.	PART NO.	DESCRIPTION	QTY.	REMARKS
1	32900-92E01	UNIT, CDI	1	
2	32905-87D01	HOLDER, CDI UNIT	1	
3	01550-06103	BOLT, CDI HOLDER	1	
4	01550-06127	BOLT, CDI HOLDER	1	
5	08310-00063	NUT, CDI HOLDER	1	
6	08316-10063	NUT, CDI HOLDER	1	
7	32800-92E00	RECT & REGULAT ASSY	1	
8	32801-92E00	BRACKET, RECT & REGULAT	1	
9	09404-06432	CLAMP, RECT & REGULAT	1	
10	01550-06103	BOLT, RECT & REG BRKT	2	
11	01550-06207	BOLT, RECT & REG BRKT	1	
12	01550-06253	BOLT, RECT & REG	2	
13	08310-00067	NUT, RECT & REG BRK	1	
14	08316-10063	NUT, RECT & REG	2	
15	08319-21063	NUT, RECT & REG EARTH	1	
16	36896-87D10	LEAD, CDI & RECTIFIER GROUND	1	
17	32812-92E00	CONDENSER, REGULATOR	1	

FIG.36

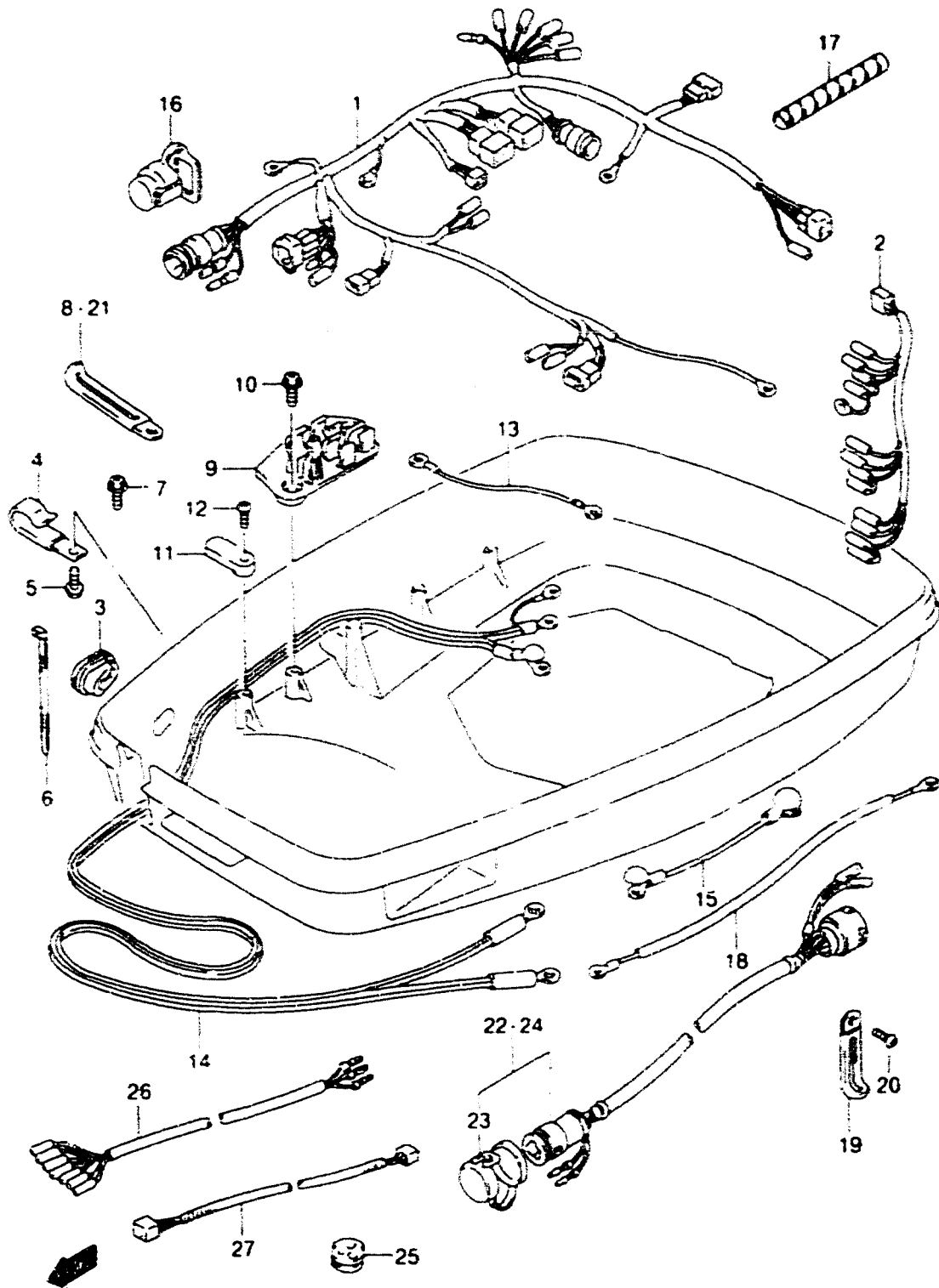


FIG 36 (E-10)

HARNESS

QTY.

REF.NO.	PART NO.	DESCRIPTION	QTY.	REMARKS
1-1	36610-92E31	HARNESS ASSY. WIRING	1	DT150.150G.150S.200.200G
1-2	36610-92E40	HARNESS ASSY. WIRING	1	DT225.225G MODEL 00
1-3	36610-92E41	HARNESS ASSY. WIRING	1	DT225.225G MODEL 01
2	36640-92E00	HARNESS ASSY. IGNITION	1	
3	36656-87D11	GROMMET, PTT CABLE	1	
4	09403-17304	CLAMP, PTT CABLE	1	
5	02162-06127	BOLT	1	
6	09407-14403	CLAMP, WIRING HARNESS	2	
7	02162-06127	BOLT	1	GROUND
8-1	09404-06432	CLAMP, WIRING HARNESS	1	L 80
8-2	09404-06434	CLAMP, WIRING HARNESS	1	L 95
9	36616-87D00	HOLDER, HARNESS CONNECTOR	1	
10	02162-06157	BOLT	2	
11	33815-87D00	STOPPER, CABLE	1	
12	02142-06257	SCREW, CABLE STOPPER (L 25)	1	
13	36895-94700	LEAD, ENGINE GROUND	1	
14-1	33810-92E10	CABLE ASSY. STARTER	1	DT150.150G.150S.200.200G
14-2	33810-92E01	CABLE ASSY. STARTER	1	DT225.225G
15-1	33820-99E00	CABLE, STARTER SUB	1	DT150.150G.150S.200.200G
15-2	33820-87E00	CABLE, STARTER SUB	1	DT225.225G
16	33634-99E00	CAP, SERVICE CONNECTOR	1	DT150.150G.150S.200.200G
17	38423-95510	TUBE	1	L 150→100
18	36896-87D10	LEAD, CDI & RECTIFIER GROUND	1	
19	09404-06432	CLAMP	1	
20	03212-05163	SCREW	1	
21	09404-12201	CLAMP, HARNESS & MAG LEAD	1	
22-1	36620-87D20	HARNESS ASSY. EXTENSION	1	OPT.L 5000
22-2	36620-95302	HARNESS ASSY. EXTENSION	1	OPT.L 2000
23	36631-94300	CAP ASSY. REMOCON	1	OPT
24-1	36620-92E00	HARNESS ASSY. REMOCON EXT	1	OPT
24-2	36620-95610	HARNESS ASSY. REMOCON EXT	1	COUNTER ROTATION
25	36664-87D00	GROMMET, EXT WIRE	1	
26	36630-92E00	WIRE ASSY. INSTRUMENT	1	
27	36682-92E00	WIRE, TRIM METER EXT	1	OPT

FIG.37

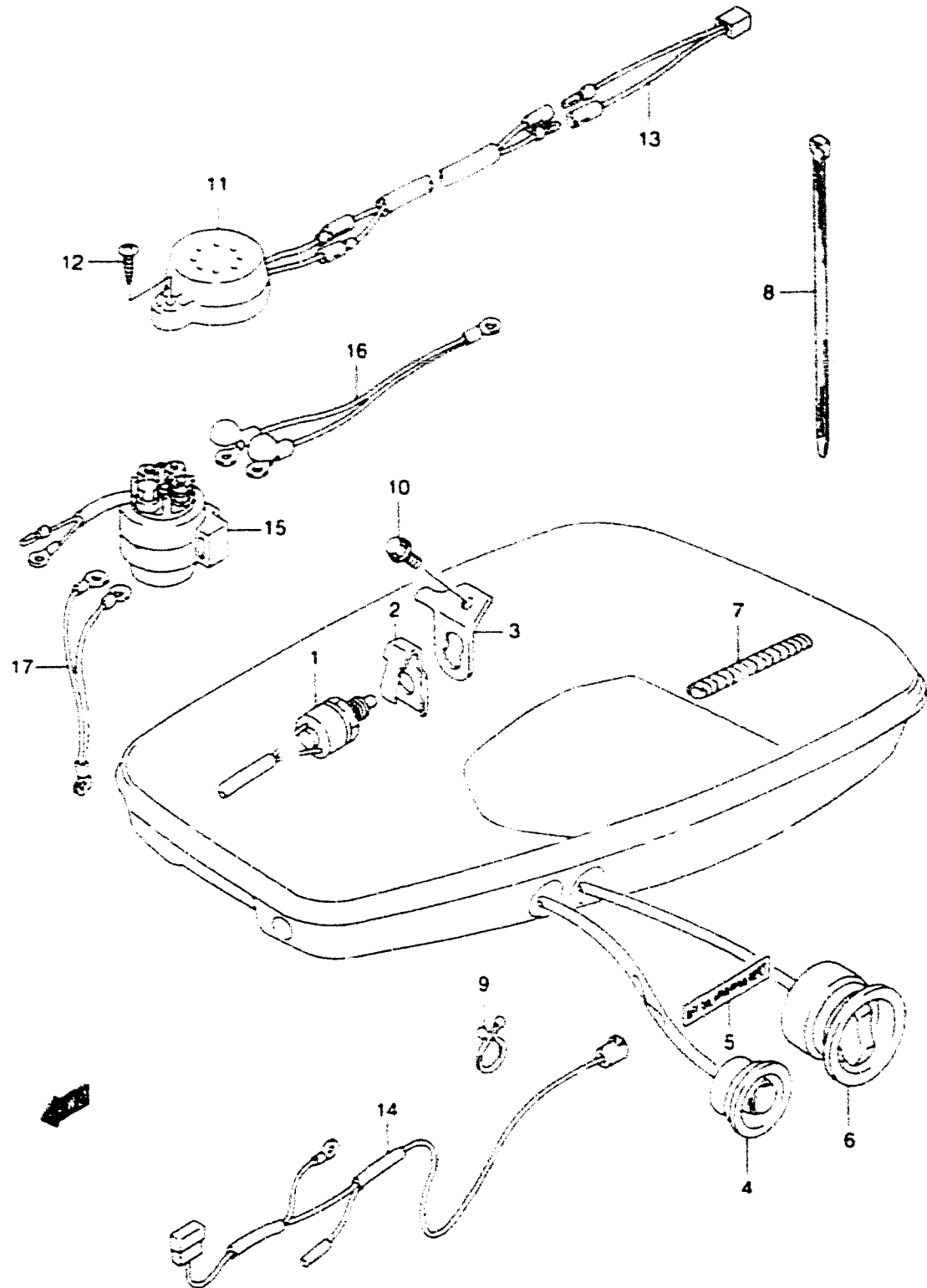
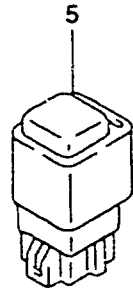
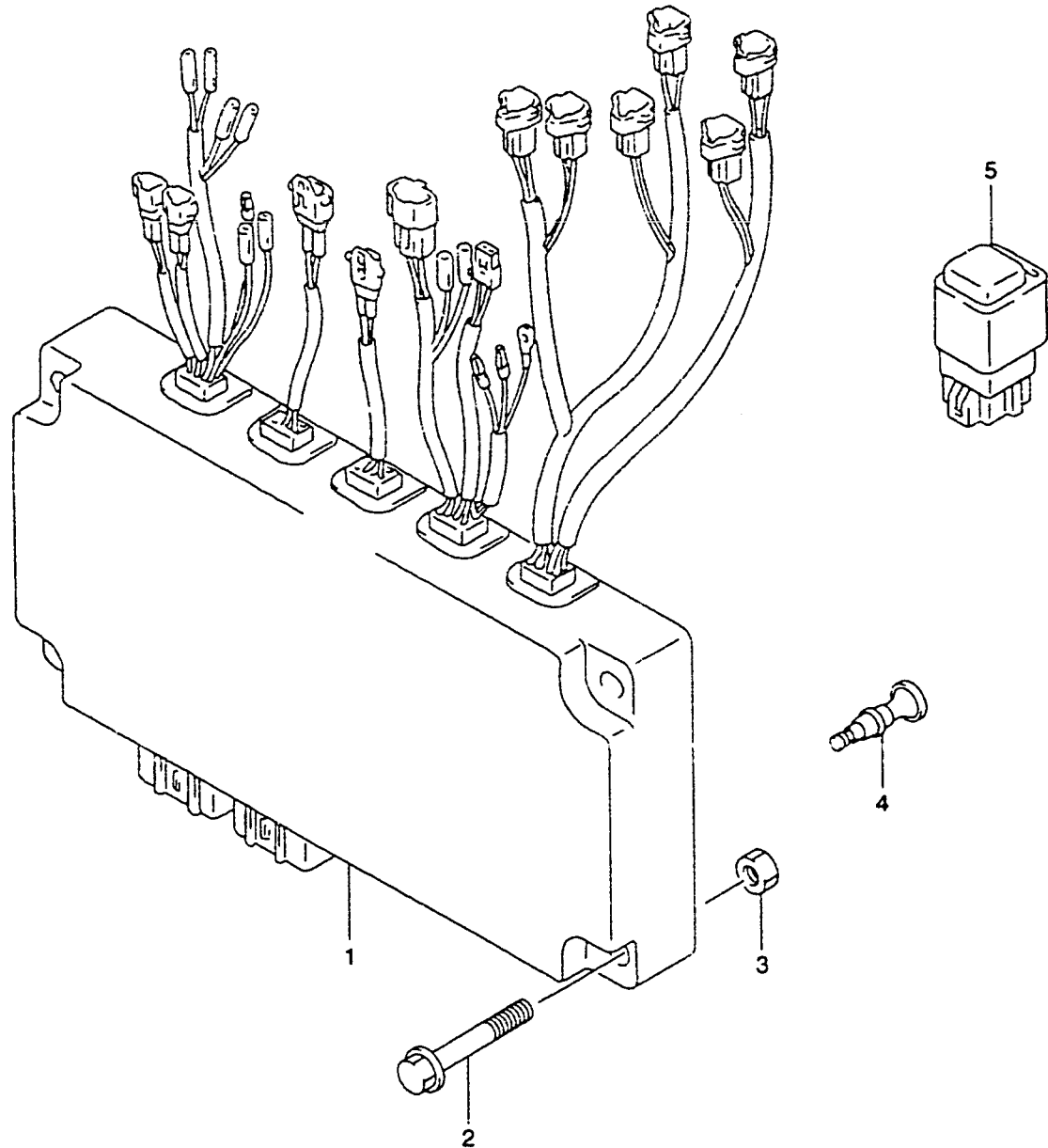


FIG 37 (E-11)

SWITCH

REF.NO.	PART NO.	DESCRIPTION	QTY.	REMARKS
1	37721-99E00	SWITCH, NEUTRAL	1	DT150,150G,150S DT200,200G
2-1	37725-94302	ACTUATOR, NEUTRAL SW	1	DT150,200,150S
2-2	37725-95300	ACTUATOR, NEUTRAL SWITCH	1	DT150G,200G
3	37726-92E10	BRACKET, NEUTRAL SWITCH	1	DT150,150G,150S DT200,200G
4	37930-95612	SWITCH ASSY, OIL WARNING	1	
5	37935-95601	LABEL, LOW OIL WARNING	1	
6-1	37850-99E00	SWITCH, TILT	1	DT150,150S,150G DT200,200G
6-2	37850-95602	SWITCH, TILT	1	DT225,225G
7	38423-95510	TUBE, TILT SWITCH	2	L 150→50
8	09407-25402	CLAMP, TILT SWITCH	1	
9	09408-00021	CLIP	1	DT225,225G
10	01560-06127	BOLT	1	
11	38500-92X50	BUZZER	1	DT150G,200G,225G
12	03142-05253	SCREW	1	DT150G,200G,225G
13	36880-87D00	LEAD, BUZZER	1	DT150G,200G
14	36740-92E10	CASE ASSY, FUSE	1	
15	38410-94551	TRIM RELAY	2	
16	33831-92E10	CABLE, PTT RELAY	1	
17	33832-94601	CABLE, PTT RELAY GROUND	1	

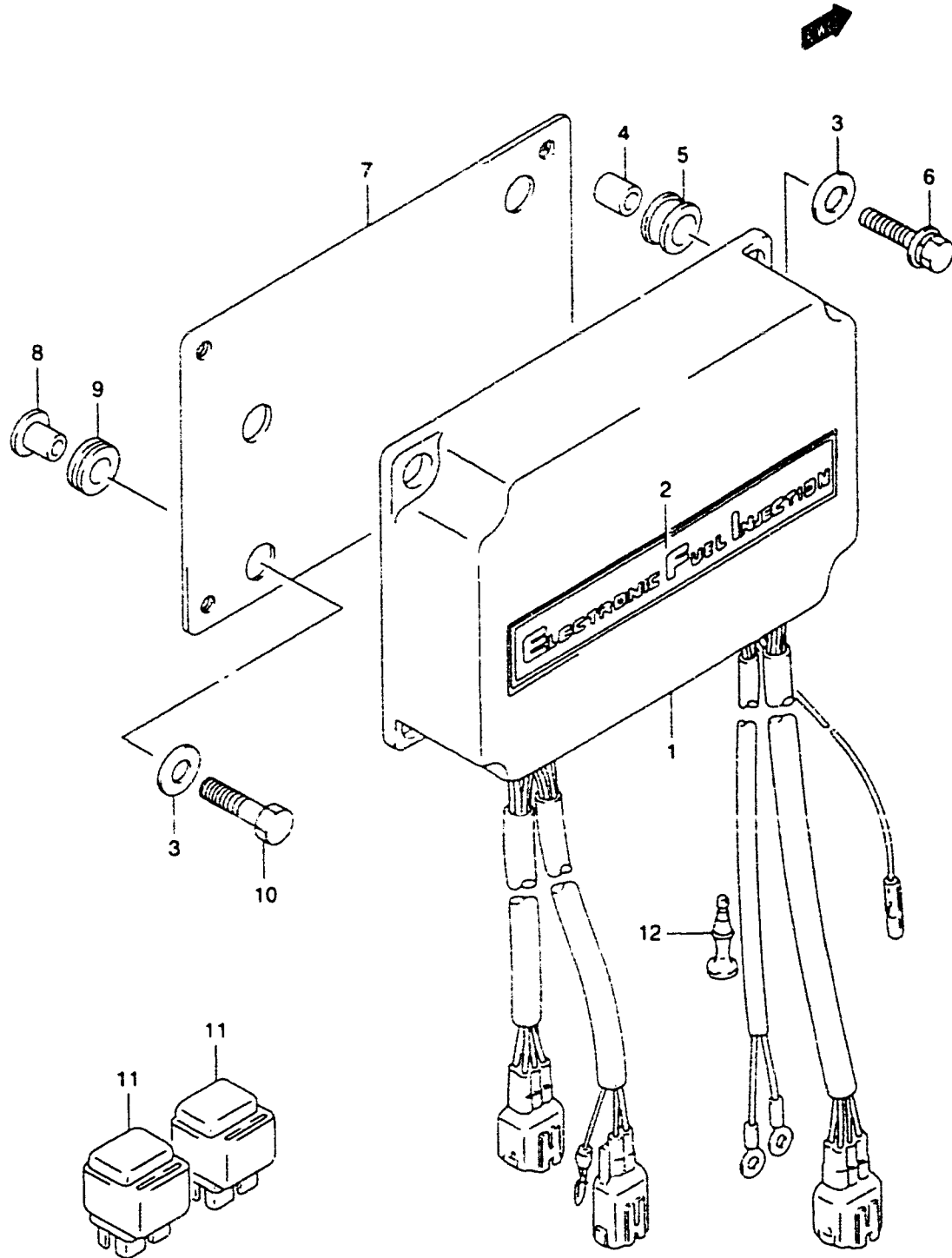
FIG.38



FWD

REF.NO.	PART NO.	DESCRIPTION	QTY.	REMARKS
1-1	33920-92E21	UNIT, FUEL INJECTION	1	DT150(G)
1-2	33920-92E60	UNIT, ENGINW CONTROL	1	DT150(G) MODEL:00,01
1-3	33920-92E30	UNIT, FUEL INJECTION (L)	1	DT200
1-4	33920-92E70	UNIT, FUEL INJECTION (L)	1	DT200 MODEL:00
1-5	33920-92E50	UNIT, FUEL INJECTION (X)	1	DT200(G)
1-6	33920-92E90	UNIT, FUEL INJECTION (X)	1	DT200(G) MODEL:00
1-7	33920-92E41	UNIT, FUEL INJECTION	1	DT150STC MODEL:98,99
1-8	33920-92E80	UNIT, ENGINE CONTROL	1	DT150STC MODEL:00,01
2	01550-06403	BOLT, FUEL INJECTION	4	
3	08310-00063	NUT	4	
4	36615-96300	TERMINAL, RESIN	2	
5	38910-92E00	RELAY, FUEL INJECTION	1	

FIG.39



REF.NO.	PART NO.	DESCRIPTION	QTY.	REMARKS
1-1	33920-92EB0	UNIT, FUEL INJECTION (L)	1	
1-2	33920-92EA0	UNIT, FUEL INJECTION (X)	1	
2	33928-92E00	MARK, FUEL INJECTION	1	
3	09160-06084	WASHER, FUEL INJECTION	8	6.5X18X1.60
4	09180-06294	SPACER, FUEL INJECTION	4	
5	09320-10044	CUSHION, FUEL INJECTION	4	
6	01580-06257	BOLT, FUEL INJECTION	4	
7	33925-92E01	BRACKET, FUEL INJECTION	1	
8	09169-06062	SPACER, FUEL INJECTION BKT	4	6.3X17X1.6
9	09320-08001	CUSHION, FUEL INJECTION	4	
10	01500-06253	BOLT, FUEL INJECTION BKT	4	
11	38910-92E00	RELAY, FUEL INJECTION	2	
12	36615-96300	TERMINAL, RESIN	1	

FIG.40

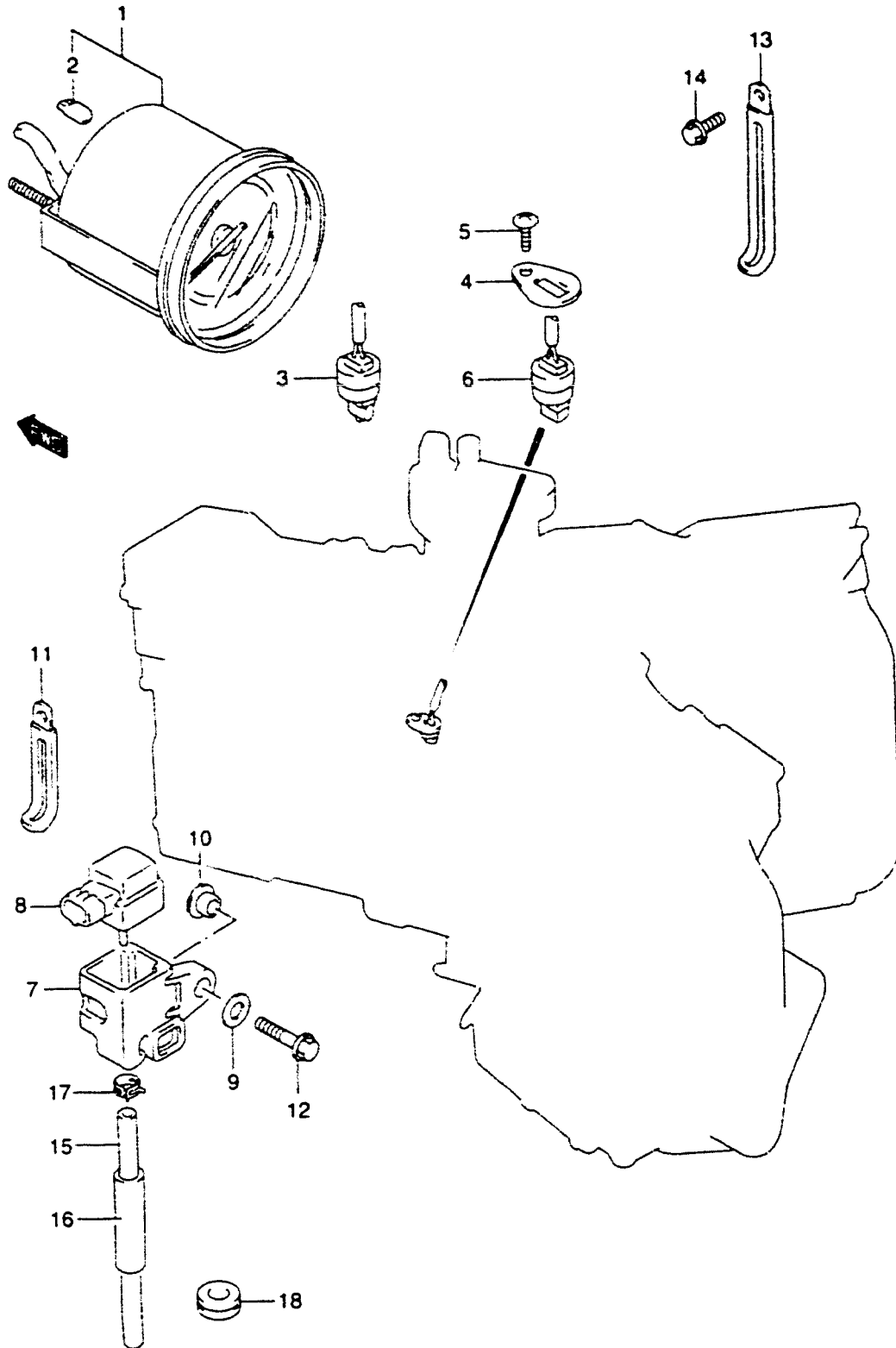


FIG.40 (F-4)

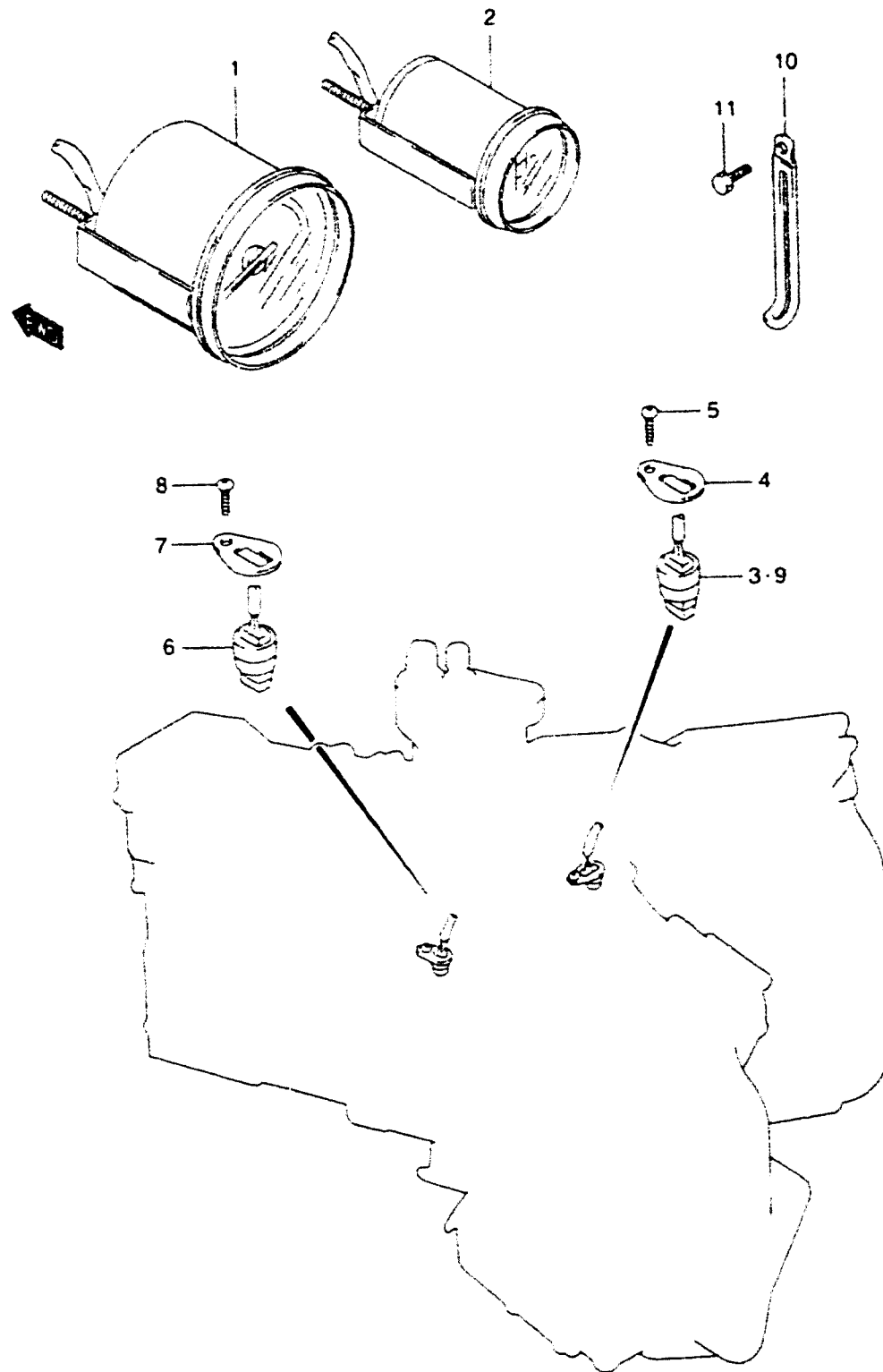
SENSOR & METER (DT150(G/S),200(G))

QTY.

REF.NO.	PART NO.	DESCRIPTION	QTY.	REMARKS
1	34200-92E02	TACHOMETER ASSY	1	
2	09471-12179	BULB	1	
3	34830-92E10	SENSOR, CYLINDER TEMP	2	
4	34853-94700	SUPPORTER, AIR TEMP	2	
5	09125-06069	SCREW, AIR TEMP SNSR	2	6X12
6	34830-94600	SENSOR, AIR TEMP	1	
7	34881-94600	BRACKET, AIR PRESSURE SNSR	1	
8	18590-94600	SENSOR, AIR PRESSURE	1	
9	09160-06052	WASHER, AIR PRESSURE	1	
10	09169-06062	SPACER, AIR PRESSURE	1	
11	09404-06432	CLAMP, AIR PRESSURE	1	
12	02162-06257	BOLT, AIR PRESSURE	1	
13	09404-06434	CLAMP, PTT MOTOR CABLE	1	
14	02162-06127	BOLT, PTT MOTOR CABLE	1	
15	09355-40805-600	HOSE	1	L:600→120
16	38423-95510	PROTECTOR	1	L:150→50
17	09401-07403	CLIP	2	
18	09308-08011	GROMMET, PRESSURE HOSE	1	OPT

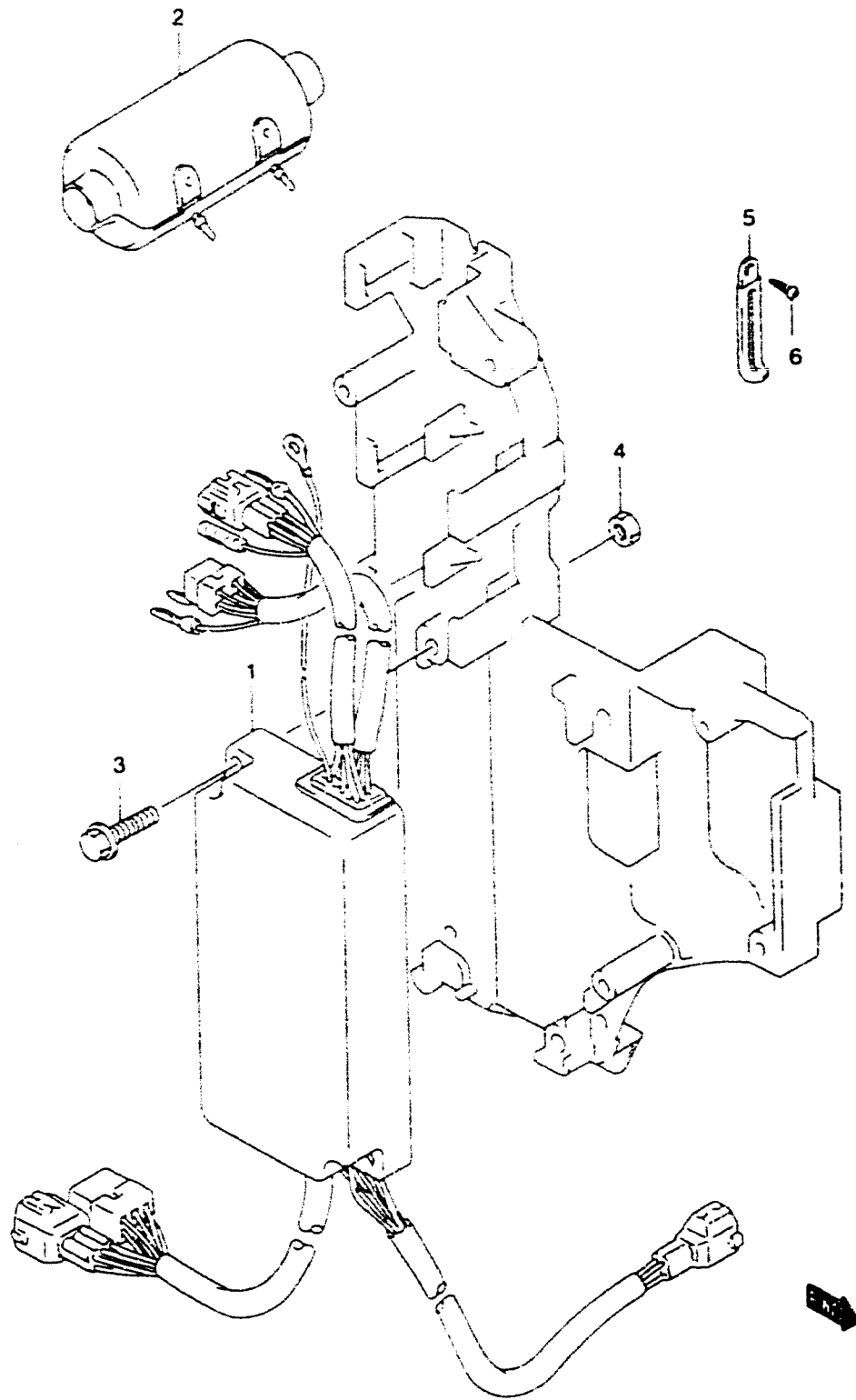
REFER TO FIG 41(F-5) FOR DT225,DT225G

FIG.41



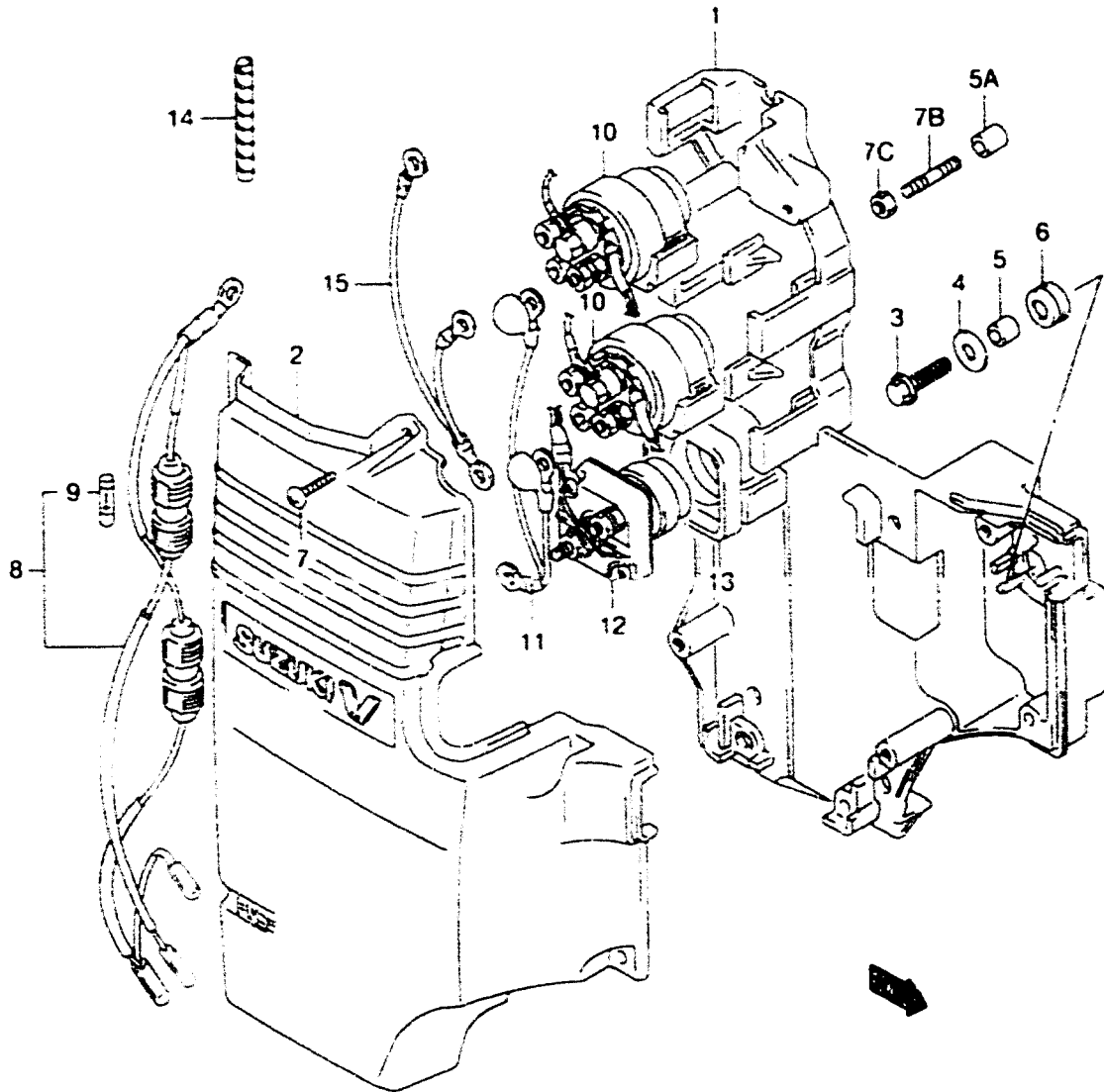
REF.NO.	PART NO.	DESCRIPTION	QTY.	REMARKS
1	34200-92E02	TACHOMETER ASSY	1	SEE ACCESSORY CATALOG
2	34700-92E11	INDICATOR OIL & WATER	1	
3	34850-95D00	SENSOR ASSY. HEAT STBD	1	
4	34853-94700	SUPPORTER	1	
5	09125-06069	SCREW (6X12)	1	
6	34830-92E00	SENSOR, AIR TEMP	1	
7	34853-94700	SUPPORTER, AIR TEMP	1	
8	09125-06069	SCREW, AIR TEMP SNSR	1	6X12
9	34820-92E01	SENSOR, CYLINDER TEMP	1	
10	09404-06434	CLAMP, PTT MOTOR CABLE	1	
11	01560-06127	BOLT, PTT MOTOR CABLE	1	

FIG.42



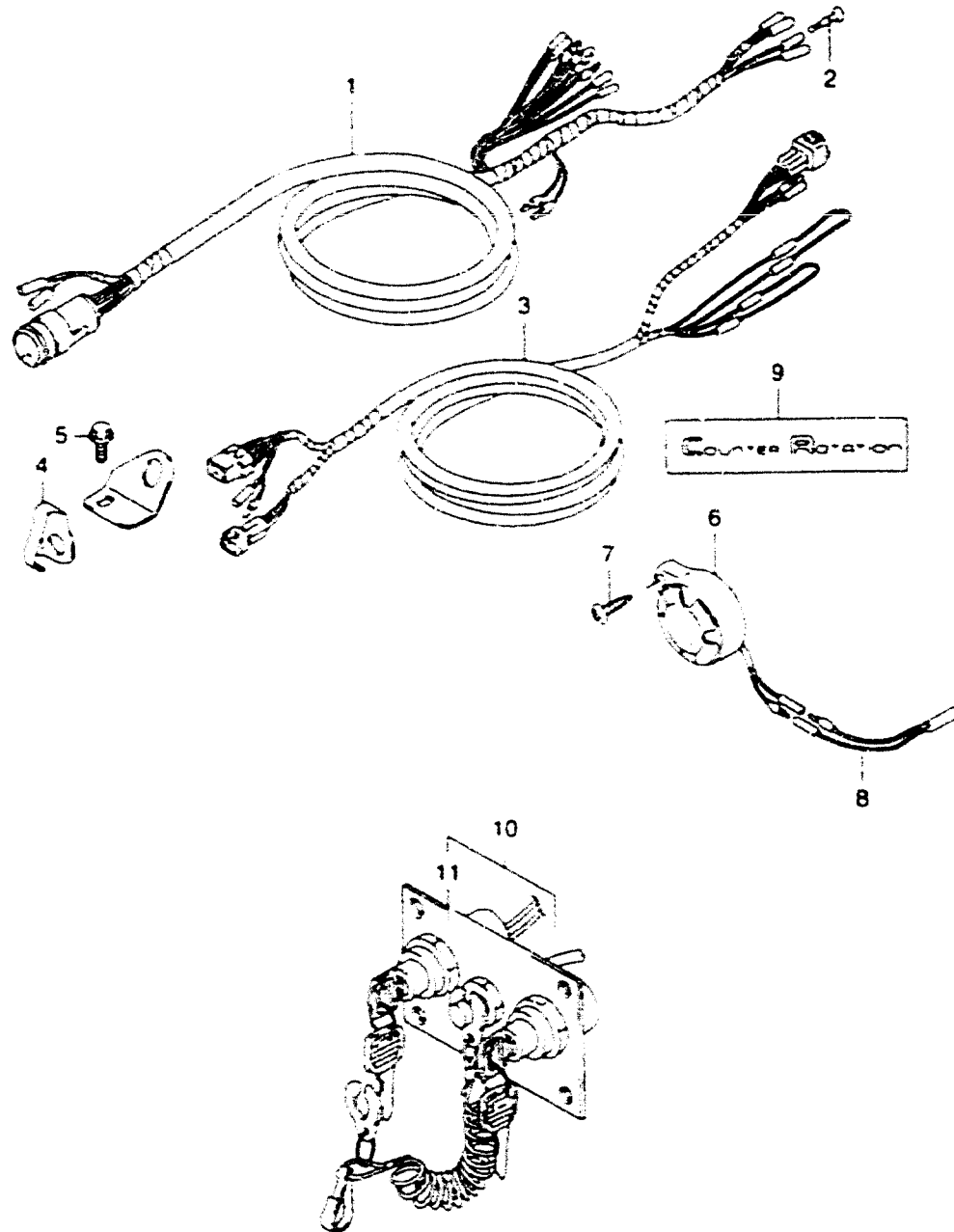
REF.NO.	PART NO.	DESCRIPTION	QTY.	REMARKS
1	32910-92E20	UNIT, IGNITION CONTROL	1	
2	36618-30610	COVER, CONTROL UNIT	1	
3	01550-06253	BOLT, IGN CONTROL UNIT	2	
4	08310-00057	NUT, IGN CONTROL UNIT	2	
5	09404-06432	CLAMP, UNIT LEAD	1	
6	03212-05163	SCREW, UNIT LEAD CLAMP	1	

FIG.43



REF.NO.	PART NO.	DESCRIPTION	QTY.	REMARKS
1	32890-92E00	HOLDER, ELECTRIC PARTS	1	
2	32891-92E01	COVER, ELECTRIC PARTS HOLDER	1	
3	01500-06257	BOLT	2	
4	09160-06052	WASHER	4	
5	09180-06250	SPACER, PARTS	3	
5A	09180-06300	SPACER	1	
6	09320-08064	CUSHION, PARTS	3	
7	03212-05203	SCREW, PARTS	5	
7B	01421-06357	STUD BOLT	1	
7C	08310-00067	NUT	1	
8	36740-92E01	CASE ASSY, FUSE	1	
9	09481-25001	FUSE, 25A	1	
10	38410-94551	TRIM RELAY ASSY, UP/DOWN	2	
11	33831-87E00	CABLE, PTT RELAY	1	
12	31800-94401	RELAY ASSY, STARTER	1	
13	38422-94520	DAMPER, STARTER MOTOR RELAY	1	
14	36423-95510	TUBE	2	L 150→50
15	33832-94601	CABLE, PTT RELAY GROUND	1	

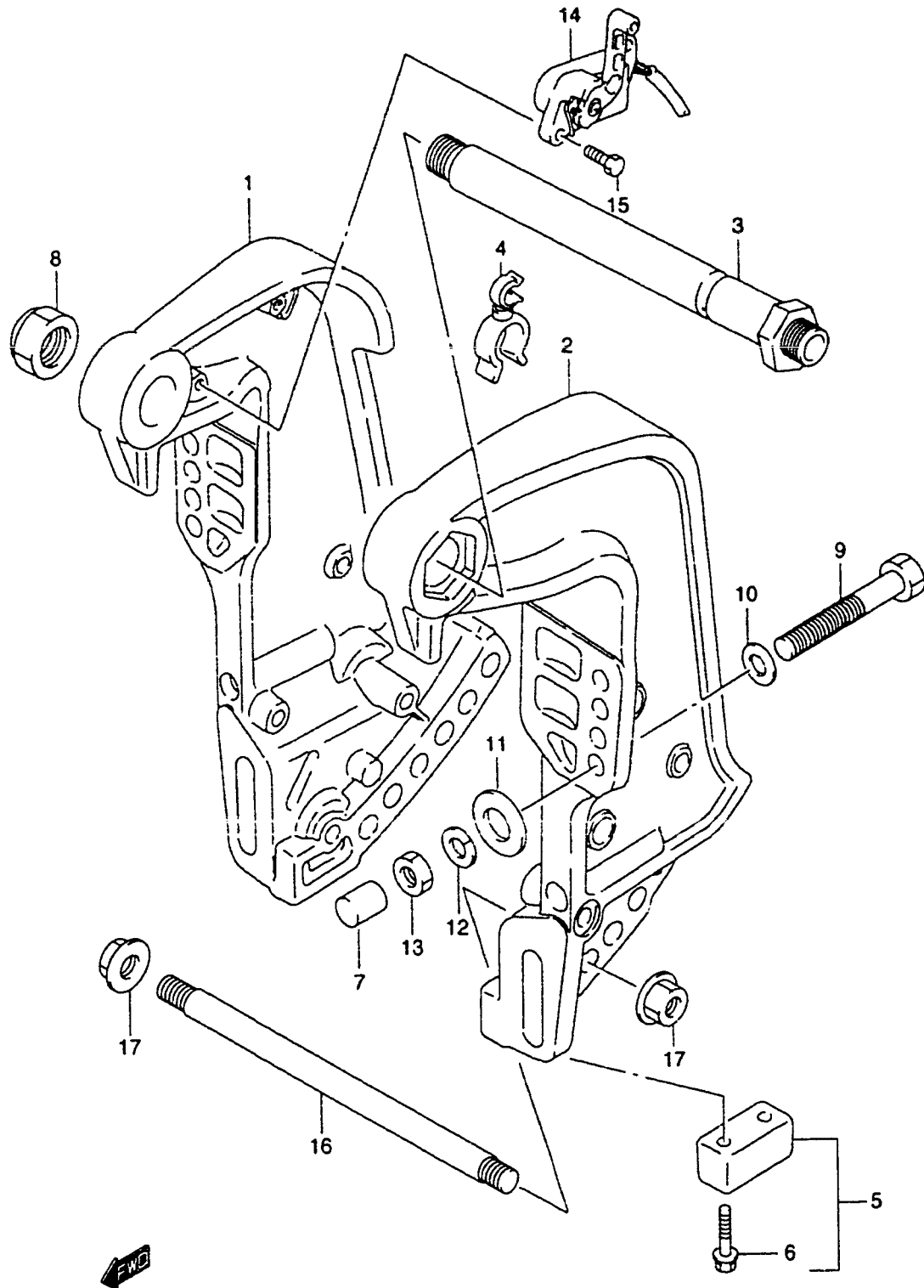
FIG.44



REF.NO.	PART NO.	DESCRIPTION	QTY.	REMARKS
1	36620-95610	HARNES. REMOCON EXT	1	MODEL.93-00
2	36615-96300	TERMINAL. RESIN	7	
3	36660-95610	WIRE. EXT MONITOR GAUGE	1	
4	37725-94302	ACTUATOR. NEUTRAL SW	1	DT150G.200G
5	01550-06127	BOLT. NEUTRAL SW	1	DT150G.200G
6	38500-92X50	BUZZER ASSY. WARNING	1	DT150G.200G
7	03142-05253	SCREW. BUZZER	1	DT150G.200G
8	36880-87D00	LEAD. BUZZER	1	DT150G.200G
9	61469-87D00-70G	MARK. COUNTER ROTATION	1	
10	37100-92E12	PANEL ASSY. DUAL ENGINE SW	1	
11	37139-92E10	PANEL	1	

COLOR 70G (764/019) 764 (GOLD) 019 (BLACK)

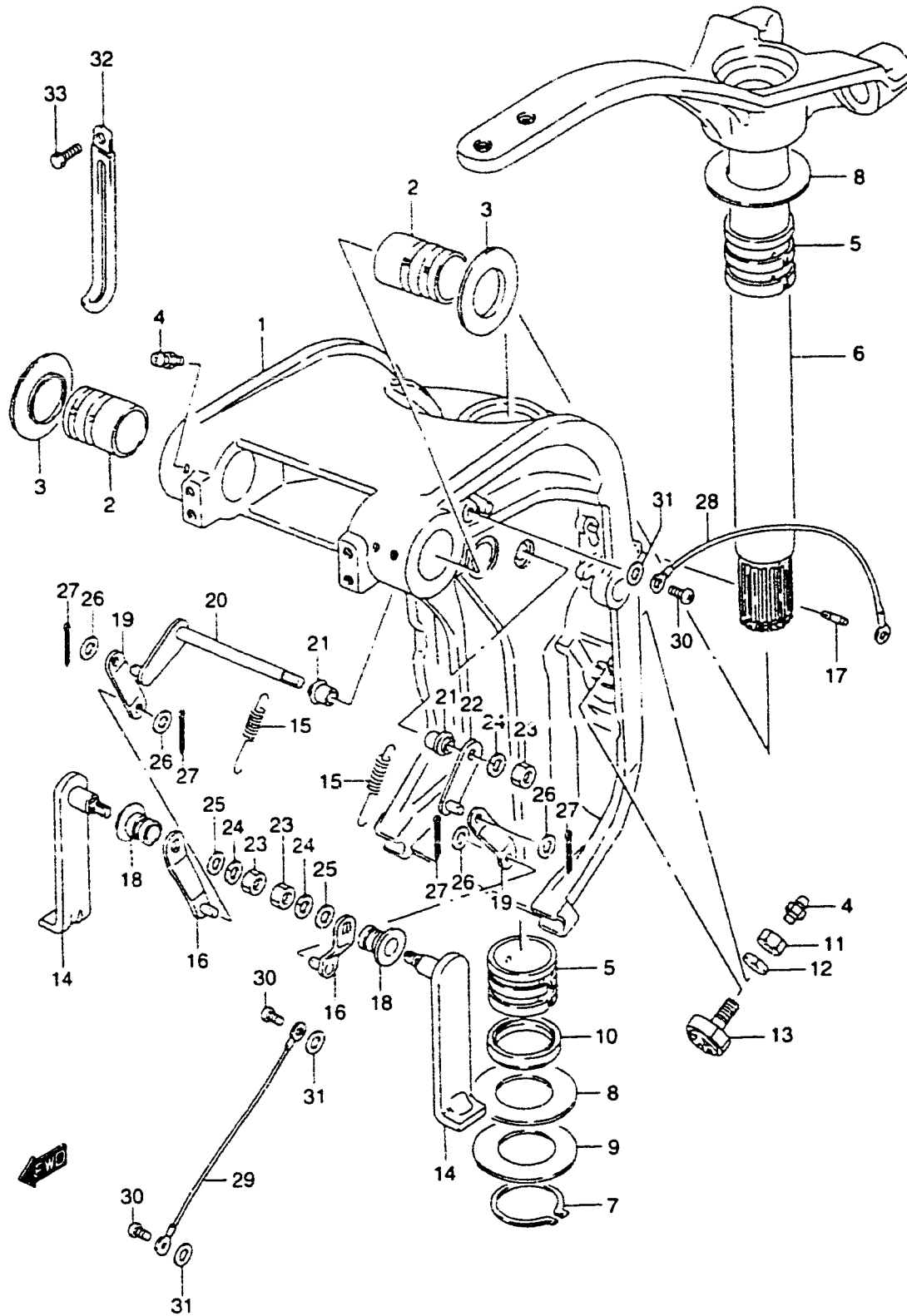
FIG.45



REF.NO.	PART NO.	DESCRIPTION	QTY.	REMARKS
1-1	41111-87D07-0ED	BRACKET, CLAMP, STBD	1	
1-2	41111-87D08-0ED	BRACKET, CLAMP, STBD	1	MODEL:01
2	41121-87D14-0ED	BRACKET, CLAMP, PORT	1	
3	41130-87D02	SHAFT, CLAMP BRACKET	1	
4	09408-00113	CLAMP	1	
5	41810-87D00	ZINC SET, ANODE	2	
6	09116-06099	.BOLT (6X35)	4	
7	41153-94500	CAP	4	
8	09159-22003	NUT	1	
9	09100-12045	BOLT (12X115)	4	
10	09160-12066	WASHER (12.5X22X2.5)	4	
11	09160-12044	WASHER (12.5X35X3.2)	4	
12	09162-12005	LOCK WASHER (12.2X21.5X3.0)	4	
13	09140-12028	NUT	4	
14	34801-87D11	SENDER, TRIM	1	
15	09100-06113	BOLT (6X16)	2	
16	45421-87D00	PIN, TILT LOCK	1	
17	09159-14020	NUT	2	

COLOR : 0ED (GRAY)

FIG.46



REF.NO.	PART NO.	DESCRIPTION	QTY.	REMARKS
1-1	43111-87D05-0ED	BRACKET, SWIVEL (L)	1	
1-2	43111-87D15-0ED	BRACKET, SWIVEL (X)	1	
2	43211-87D00	BUSHING	2	
3	09169-28003	WASHER	2	
4	22511-99010	GREASE NIPPLE	7	
5	43711-97E00	BUSHING	2	
6-1	43750-87E01-0ED	BRACKET, STEERING (L)	1	
6-2	43750-87D14-0ED	BRACKET, STEERING (X)	1	
7	09380-38003	CIRCLIP	1	
8	09160-39001	WASHER (39.5X64X1.0)	2	
9	09181-39001	SHIM (T:0.3)	4	
10	09282-39001	OIL SEAL	1	
11	09140-10031	NUT	2	
12	09162-10005	LOCK WASHER	2	
13	48111-87D10	PAD, TRIM CYLINDER RAM	2	
14	41255-87D01-0ED	LEVER, TILT LOCK	2	
15	41143-08031	SPRING	2	
16	41240-87D02	ARM	2	
17	41225-94501	PIN, TILT LOCK SPRING	2	
18	41226-87D01	BUSHING	2	
19	41235-87D00	LINK, TILT LEVER SPRING ARM	2	
20	41250-87D01	ROD, TILT LEVER LINK	1	
21	41256-87D01	BUSHING	2	
22	41260-87D02	PLATE	1	
23	09140-08019	NUT	3	
24	09162-08007	LOCK WASHER	3	
25	09160-08082	WASHER	2	
26	09160-06082	WASHER	4	
27	09204-01002	COTTER PIN	4	

COLOR : 0ED (GRAY)

FIG.46

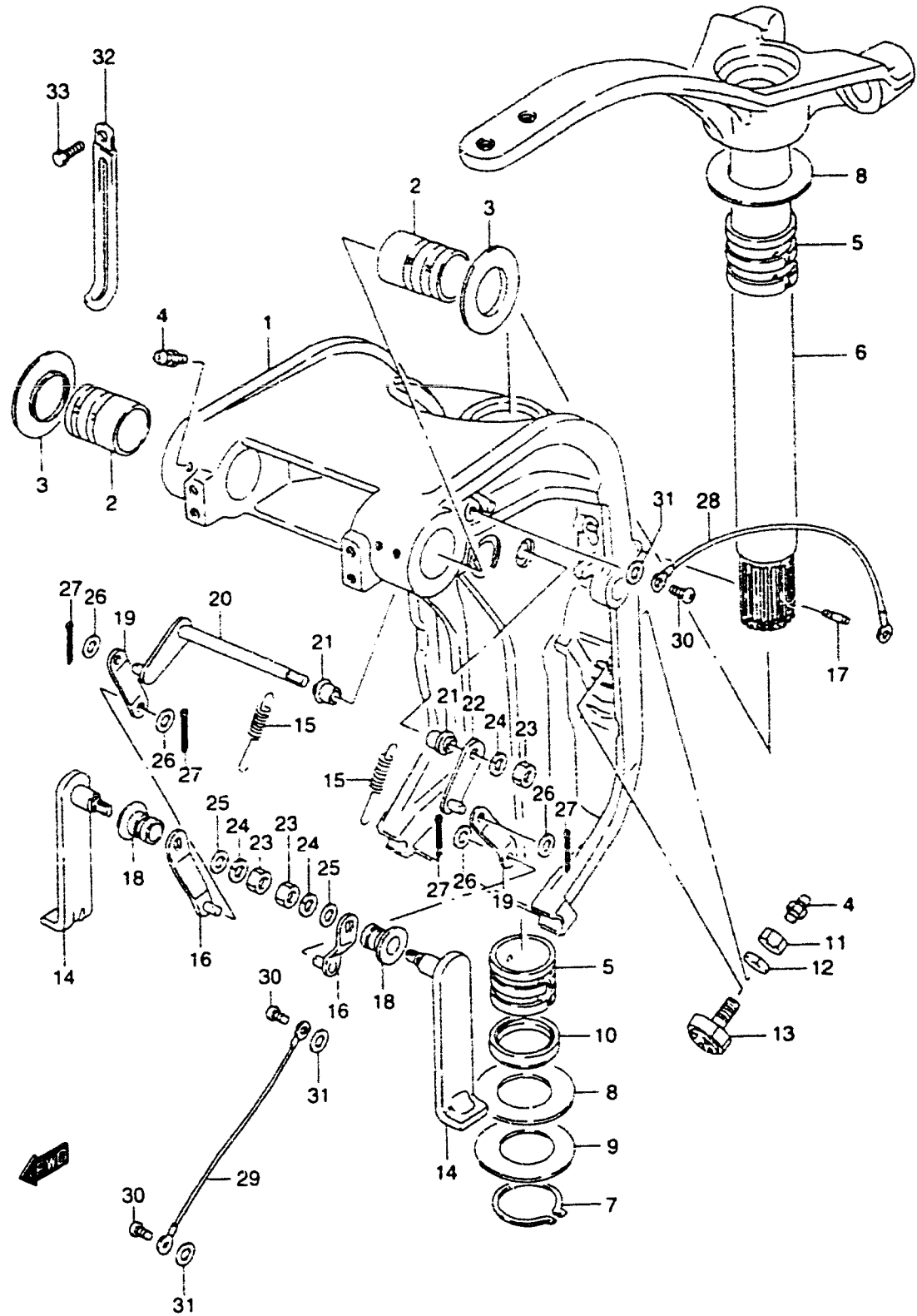


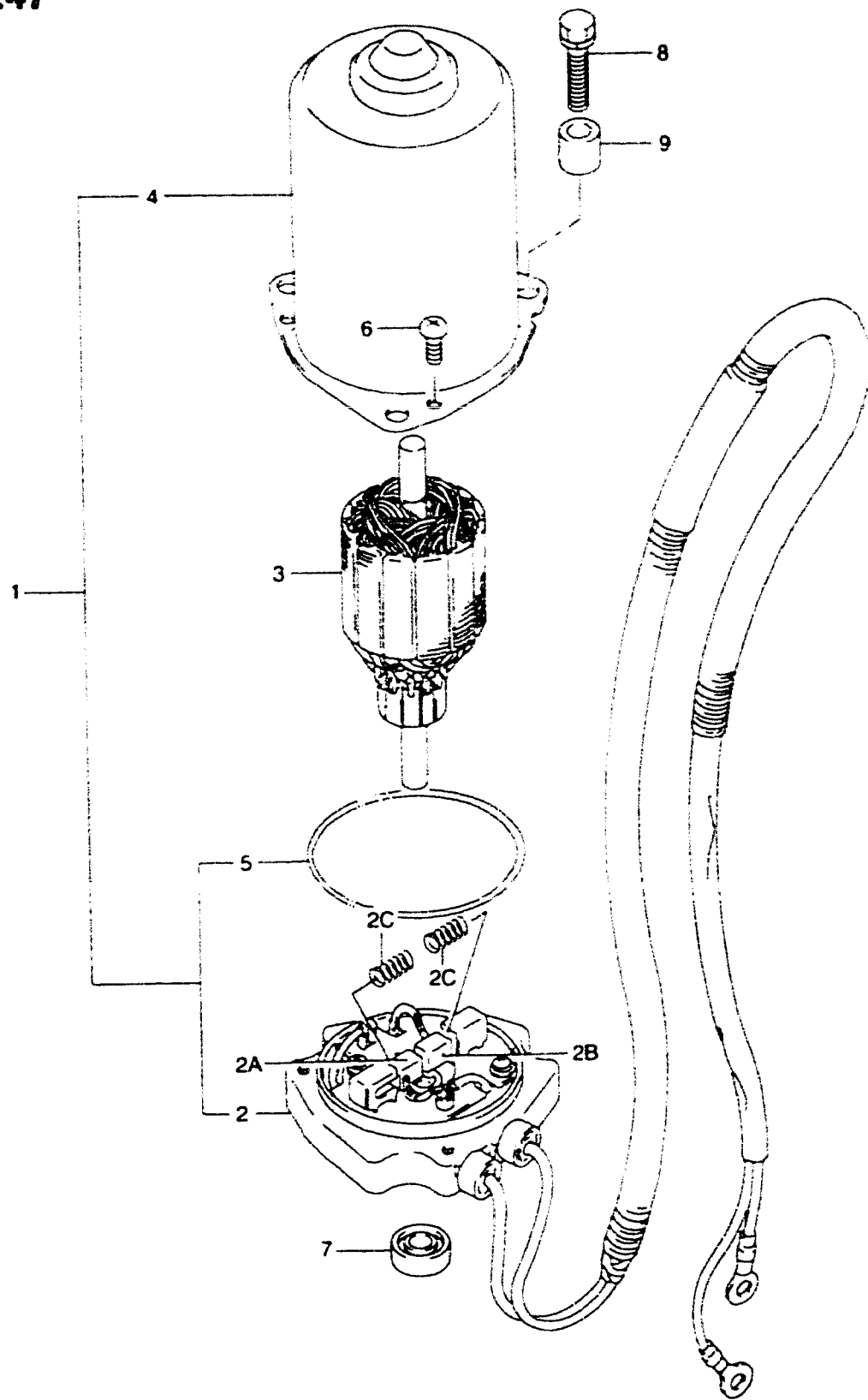
FIG.46 (G-4)

SWIVEL BRACKET

QTY.

REF.NO.	PART NO.	DESCRIPTION	REMARKS
28	36894-87D00	LEAD. CLAMP TO SWIVEL	1
29-1	36895-87D01	LEAD. SWIVEL TO HOUSING (L)	1
29-2	36895-87D10	LEAD. SWIVEL TO HOUSING (X)	1
30	09125-06063	SCREW	3
31	09161-06120	WASHER	4
32	09404-06432	CLAMP. SPEEDOMETER HOSE (L 80)	2
33	09100-06131	BOLT (6X12)	1

FIG.47



REF.NO.	PART NO.	DESCRIPTION	QTY.	REMARKS
1	38100-92E00-0ED	MOTOR ASSY. PTT (GRAY)	1	
2	31173-92E00	BRUSH HOLDER ASSY	1	
2A	31133-87D00	BRUSH	1	
2B	31136-87D00	BREAKER	1	
2C	31135-87D60	SPRING	2	
3	31311-87D60	ARMATURE	1	
4	31110-87D60-0ED	YOKE ASSY (GRAY)	1	
5	31123-87D60	O RING	1	
6	31111-87D60	SCREW	3	
7	33799-94610	OIL SEAL	1	
8	09117-06039	BOLT	3	
9	48863-87D00	SPACER	3	

REF.NO.	PART NO.	DESCRIPTION	QTY.	REMARKS
1	48400-87D10-0ED	TILT CYLINDER ASSY (GRAY)	1	
2	48401-87D10	PISTON & PISTON ROD SUB ASSY	1	
3	22511-99010	GREASE NIPPLE	2	
4	48405-87D00	O RING SET	1	
6	48121-87D01	SHAFT, LOWER	1	
7	48710-87D00	PIPE, TILT INLET	1	
8	48720-87D01	PIPE, TILT OUTLET	1	
9	48321-87D02	SHAFT, TILT CYLINDER UPPER	1	
10	09306-17001	BUSHING	2	
11	09380-17009	SNAP RING	2	
12	48125-87D00	WASHER	2	
13	48588-87D00	O RING PTT TUBE	4	

FIG.48

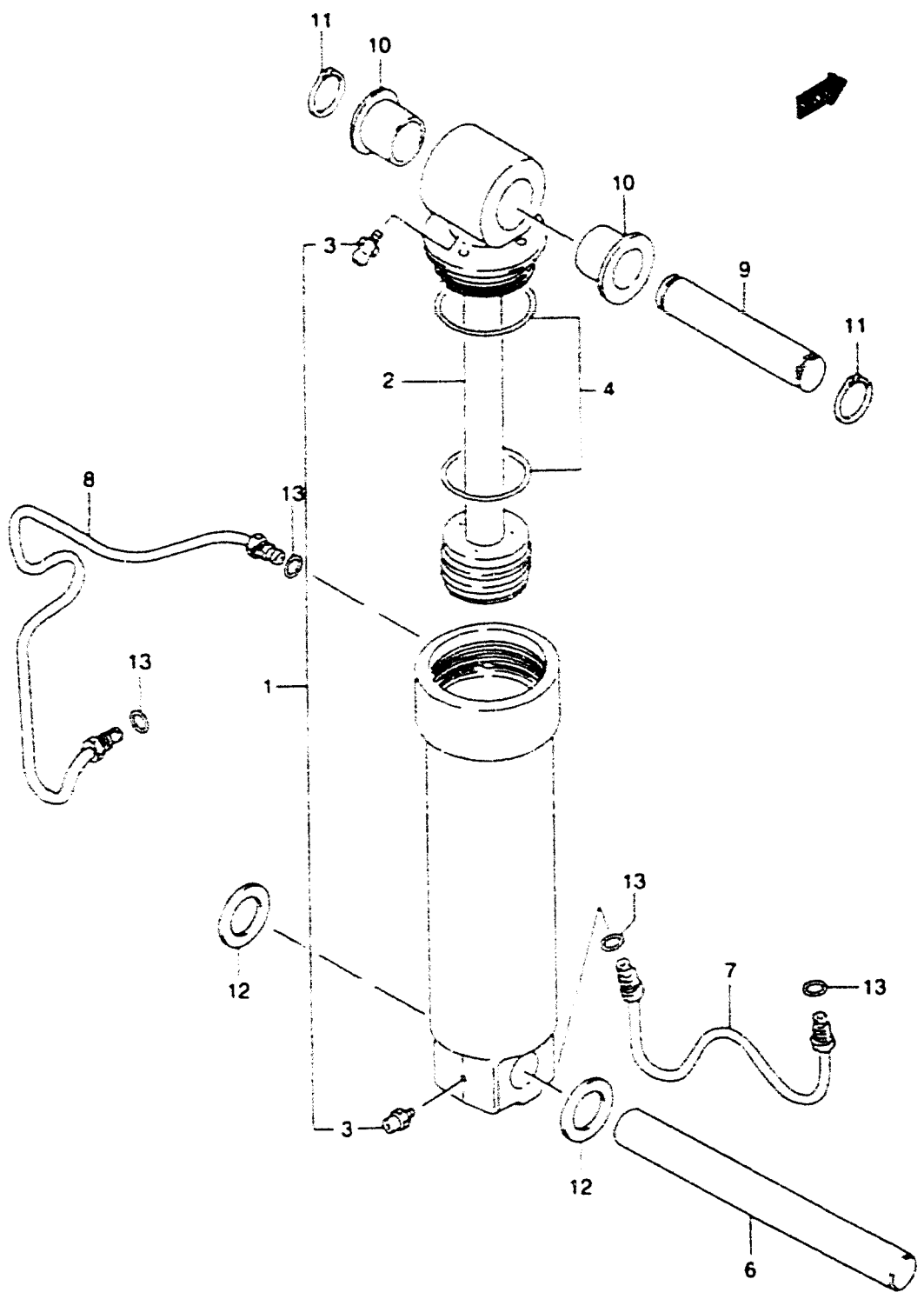
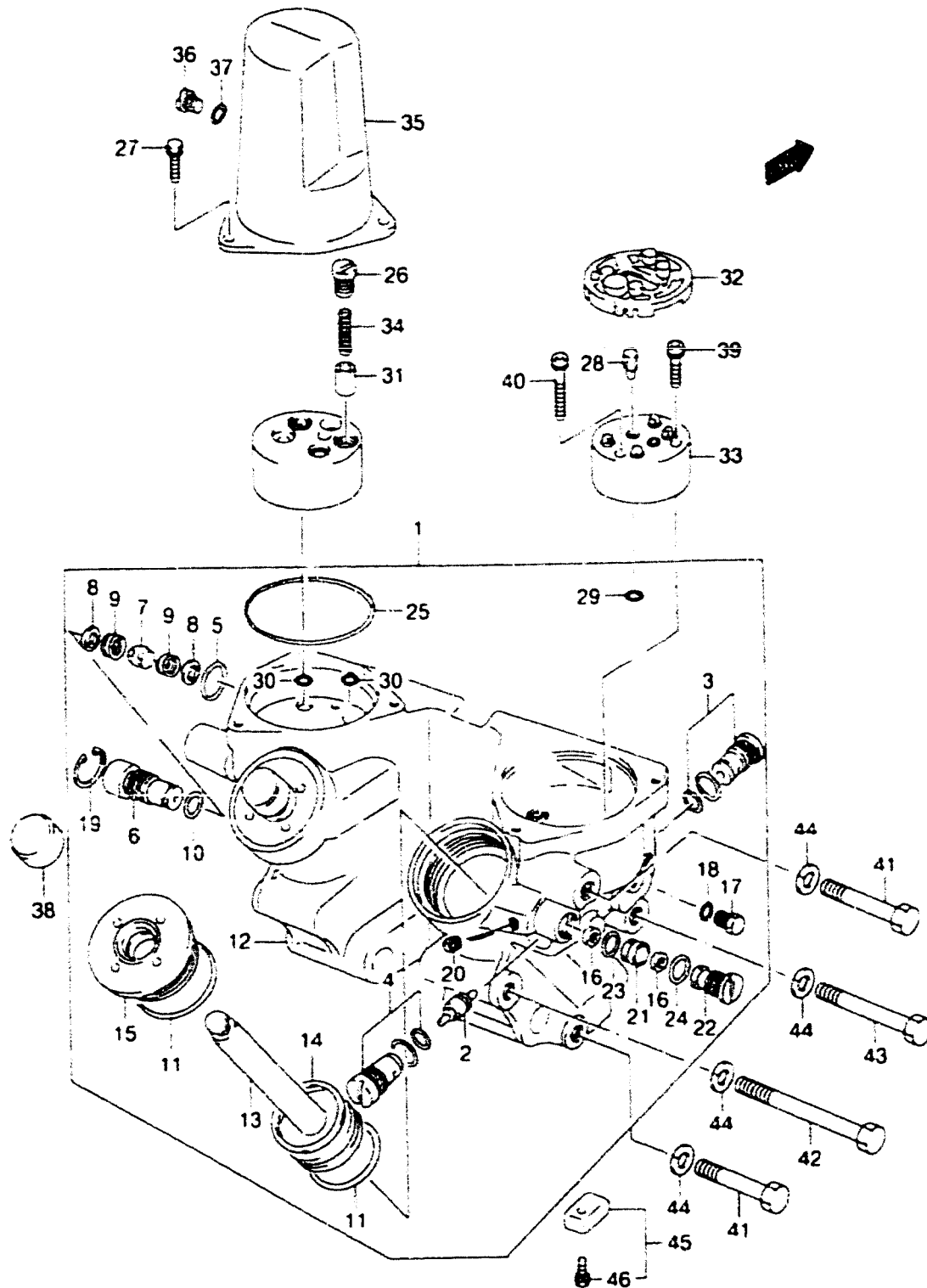


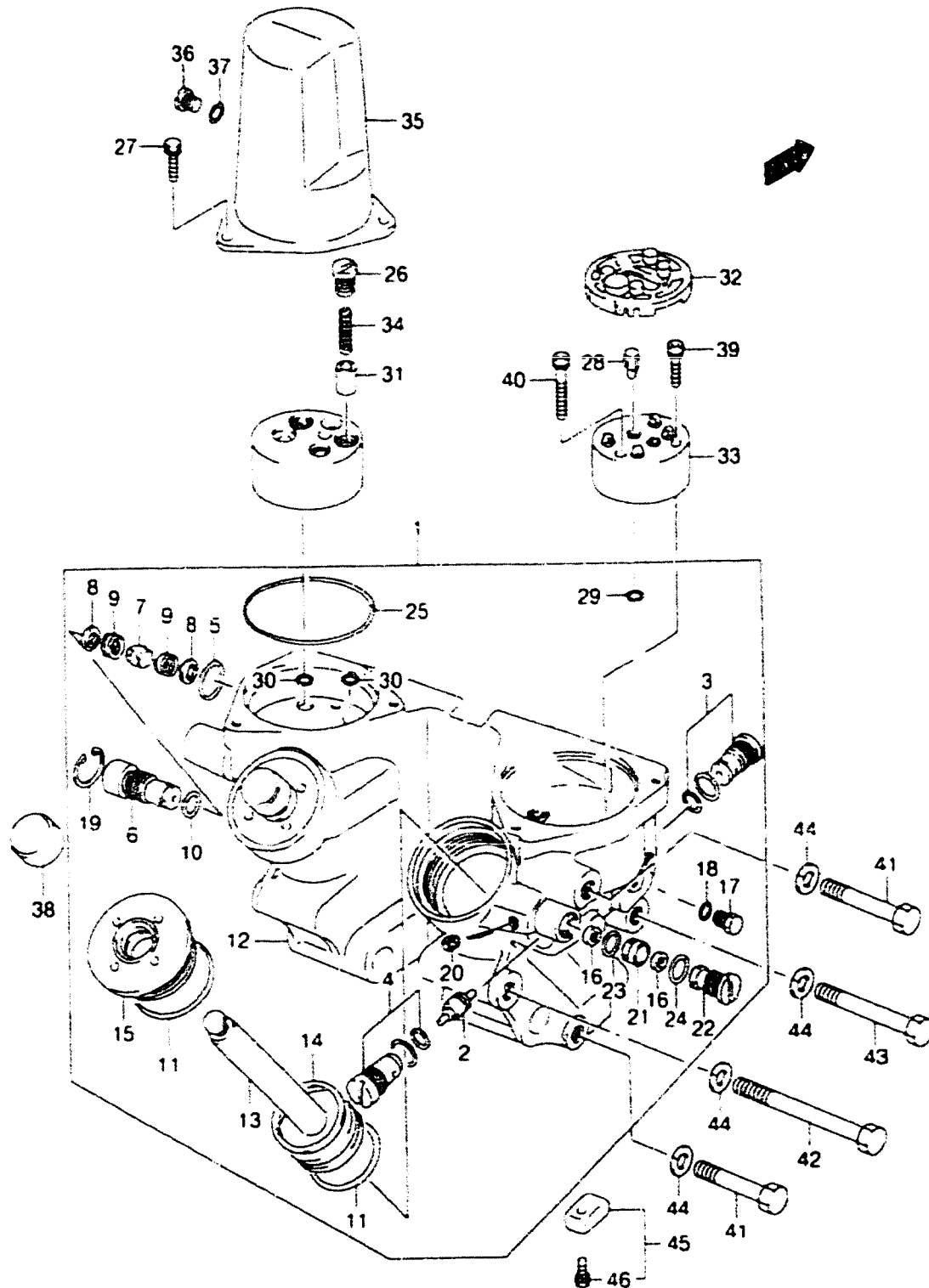
FIG.49

QTY.



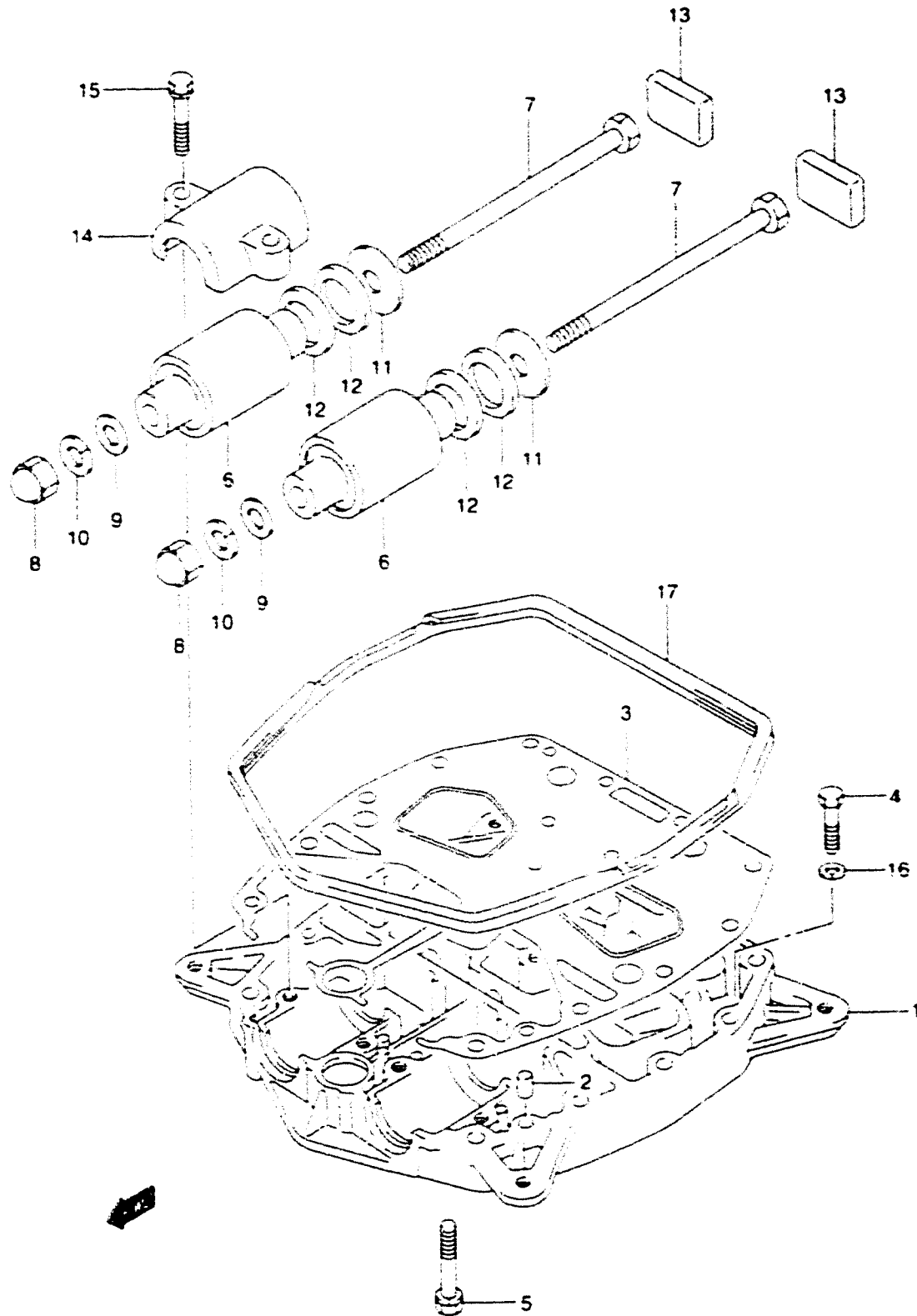
REF.NO.	PART NO.	DESCRIPTION	QTY.	REMARKS
	48505-87D10	O RING SET, MANIFOLD	1	INC REF NO 29,30
1	48503-87D20-0ED	MANIFOLD SUB ASSY (GRAY)	1	
2	48520-87D10	SPOOL	1	
3	48530-87D10	VALVE, MAIN CHECK	1	
4	48531-87D10	VALVE, MAIN CHECK	1	
5	48682-87D00	O RING	1	
6	48551-87D00	PLUG, MANUAL VALVE	1	
7	48552-87D00	VALVE, MANUAL VALVE	1	
8	48553-87D00	SEAL WASHER	2	
9	48554-87D00	SPRING	2	
10	48555-87D00	O RING	1	
11	48605-87D00	O RING SET	2	
12	48641-87D20	MANIFOLD, PTT	1	
13	48610-87D01	PISTON & RAM	2	
14	48615-87D00	RING	2	
15	48630-87D00	HEAD, TRIM	2	
16	48584-87D10	FILTER	1	
17	48586-94500	PLUG	2	
18	48588-87D00	O RING	2	
19	48681-87D00	RING, SNAP	1	
20	48691-87D00	PLUG	1	
21	48851-87D10	COLLAR, ORIFICE	1	
22	48852-87D00	PLUG, ORIFICE	1	
23	48653-87D00	O RING	1	
24	48854-87D00	O RING, ORIFICE PLUG	1	
25	48505-87D10	O RING	1	
26	48821-87D10	CASE, UPPER PRESS VALVE	1	
27	09117-06031	BOLT	3	
28	48583-87D10	JOINT, DRIVE	1	
29	48518-87D00	O RING	2	
30	48505-87D10	O RING SET	2	
31	48832-87D00	VALVE, PRESSURE	2	
32	48582-87D10	FILTER, PUMP	1	
33	48510-87D20	PUMP ASSY, GEAR	1	

FIG.49



REF.NO.	PART NO.	DESCRIPTION	QTY.	REMARKS
34	48823-87D00	SPRING	1	
35	48571-87D00	RESERVOIR	1	
36	09248-10008	PLUG	1	
37	09280-08G14	O RING	1	
38	48660-87D01	END BLOCK, TRIM PAN	2	
39	48541-87D00	BOLT, PUMP ASSY	2	
40	48542-87D00	BOLT, PUMP ASSY	1	
41	09100-10155	BOLT (L 50)	4	
42	09100-10264	BOLT (L 80)	2	
43	09100-10208	BOLT (L 70)	2	
44	09162-10005	LOCK WASHER	8	
45	55320-95310	ZINC ASSY. PROTECTION	1	
46	09116-06094	BOLT (6X16)	1	

FIG.50



REF.NO.	PART NO.	DESCRIPTION	QTY.	REMARKS
1	51111-87D00-0ED	HOLDER, ENGINE (GRAY)	1	
2	09202-08006	PIN	2	
3	51211-87D30	GASKET, ENGINE HOLDER	1	
4	09100-08224	BOLT, ENGINE HOLDER REAR	2	8X35
5	09117-08038	BOLT, ENGINE HOLDER FWD	2	8X45
6	54130-87D10	MOUNT, UPPER	2	
7	09100-12048	BOLT (12X163)	2	
8	09145-12004	NUT, UPPER MOUNT BOLT	2	
9	09160-12066	WASHER, UPPER MOUNT BOLT	2	12 5X22X2 50
10	09162-12005	WASHER, UPPER MOUNT	2	12 2X21 5X3 0
11	09160-12075	WASHER, REVERSE STOPPER UPPER	2	12X42X4
12	54121-87D00	STOPPER, UPPER THRUST	4	
13	54125-87D00	MOUNT, UPPER REAR	2	
14	54137-87D00	COVER, UPPER MOUNT	2	
15	09117-10034	BOLT, UPPER MOUNT COVER	4	10X45
16	09169-08038	WASHER SEAL (8.3X15 0X3 0)	2	
17	61113-87D01	SEAL, ENGINE LOWER	1	

FIG.51

QTY.

REMARKS

REF.NO.	PART NO.	DESCRIPTION	QTY.	REMARKS
1	52211-87D00	MANIFOLD, EXHAUST	1	
2	52231-87D30	GASKET, EXHAUST MANIFOLD	1	
3	09117-06037	BOLT (6X35)	2	
4	52311-87D00	HOUSING, EXHAUST TUBE	1	
5	52331-87D30	GASKET, EXHAUST TUBE HOUSING	1	
6	52332-87D00	SEAL, EXHAUST TUBE HOUSING	1	
7	09103-08191	BOLT (8X90)	7	
8	09169-08038	WASHER, SEAL (8.3X15X3.0)	7	

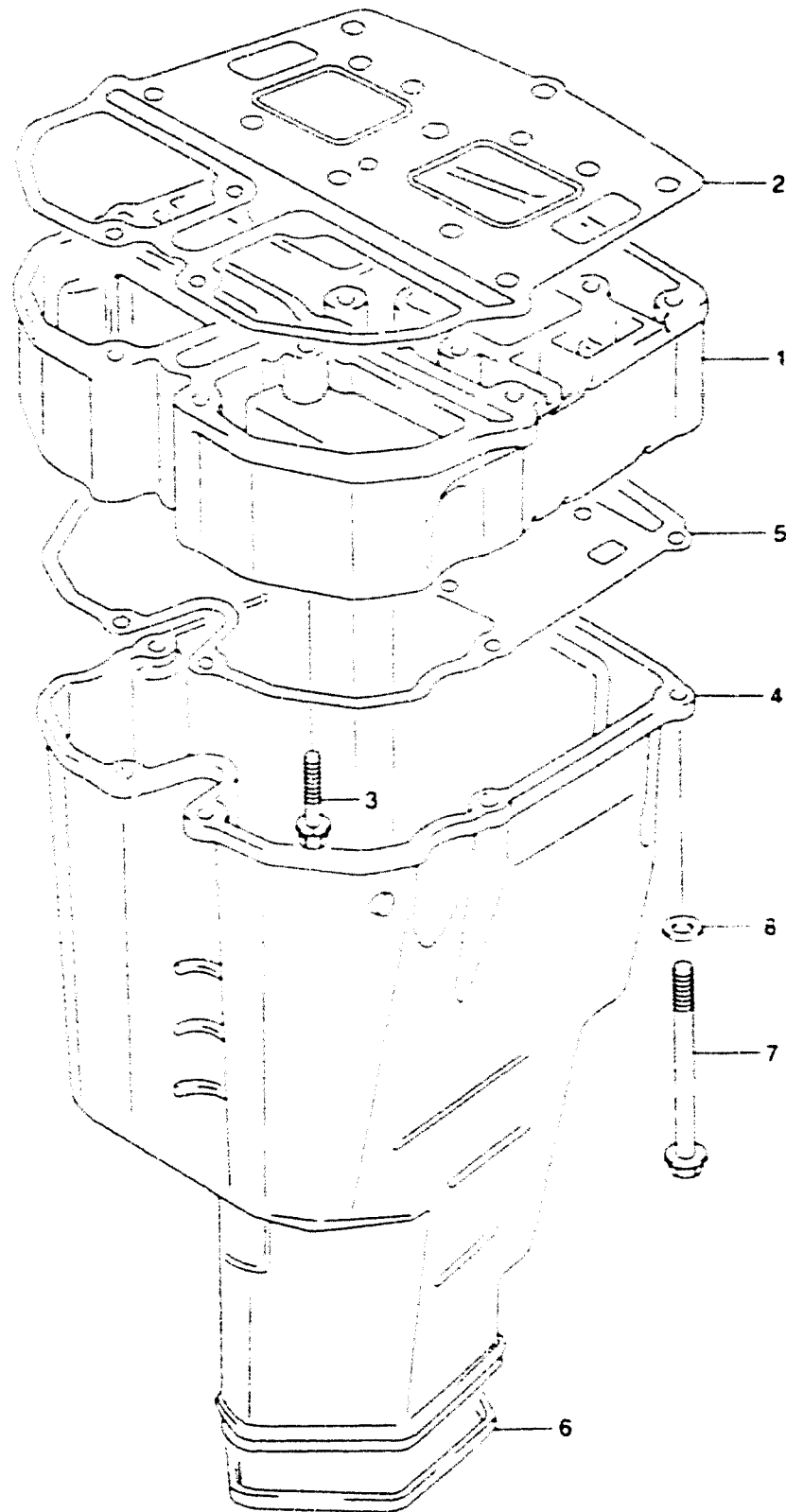
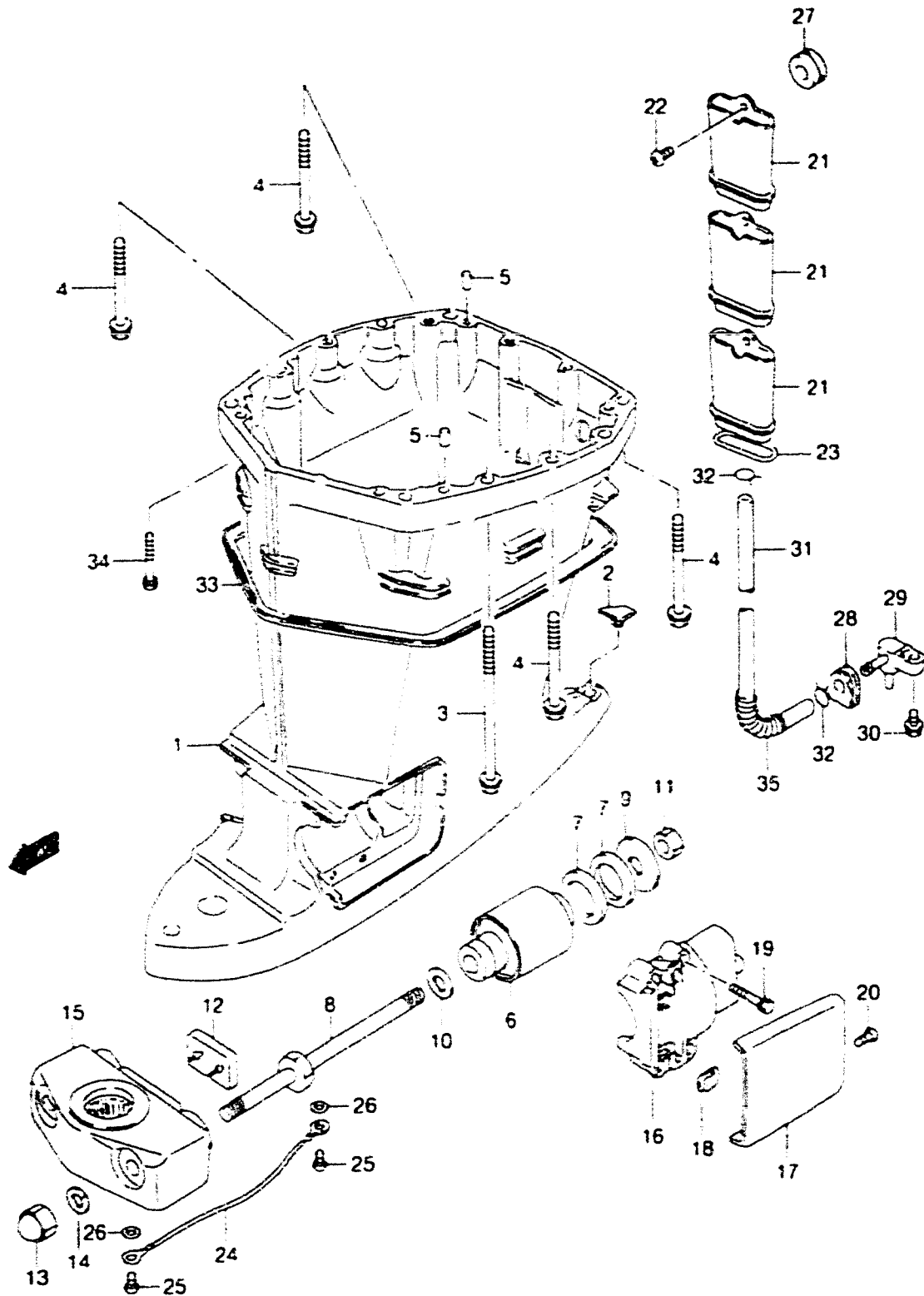


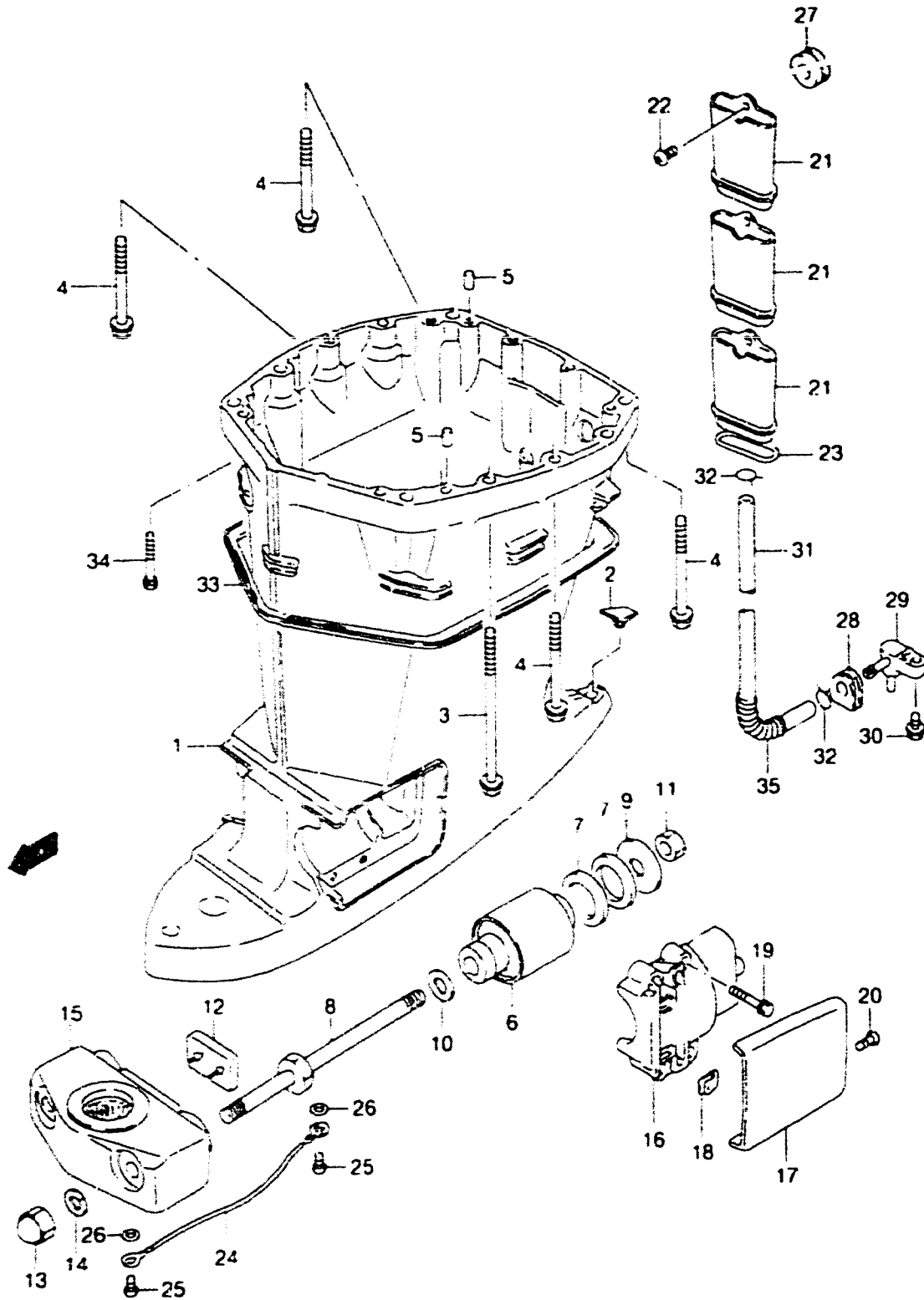
FIG.52



REF.NO.	PART NO.	DESCRIPTION	QTY.	REMARKS
1-1	52111-87D05-0ED	HOUSING, DRIVE SHAFT (L)	1	
1-2	52111-87D15-0ED	HOUSING, DRIVE SHAFT (X)	1	
2	52115-87D01	CAP	1	
3	09118-10039	BOLT (L 130)	6	
4	09118-10050	BOLT (L 90)	4	
5	09202-08006	PIN	2	
6	54160-87D10	MOUNT, LOWER	2	
7	54165-87D00	DAMPER, REVERSE STOPPER LOWER	4	
8	54166-87D10	BOLT, LOWER MOUNT	2	
9	09160-14039	WASHER	2	
10	09160-14040	WASHER	2	
11	09140-14030	NUT	2	
12	54151-87D00	MOUNT, LOWER THRUST	1	
13	09145-14001	NUT	2	
14	09162-14004	LOCK WASHER (14 2X24 5X3 50)	2	
15	54211-87D02-0ED	BRACKET, LOWER MOUNT	1	
16	54221-87D01-0ED	COVER, LOWER MOUNT	2	
17	54222-87D00-0ED	CAP, LOWER MOUNT COVER	2	
18	54223-87D01	SPRING	4	
19	09117-08056	BOLT (L 40)	8	
20	09126-06008	SCREW	2	
21	52123-87D00	TUBE, OVER FLOW	3	
22	09125-06069	SCREW	1	
23	09280-45004	O RING	1	
24	36895-87D01	LEAD, BRACKET TO HOUSING	1	
25	09125-06063	SCREW, LEAD	1	
26	09161-06120	WASHER	1	
27	52341-87D00	GROMMET, DRAIN HOSE NO 1	1	
28	52342-87D00	GROMMET, DRAIN HOSE NO 2	1	
29	52343-87D01	CONNECTOR, DRAIN HOSE	1	

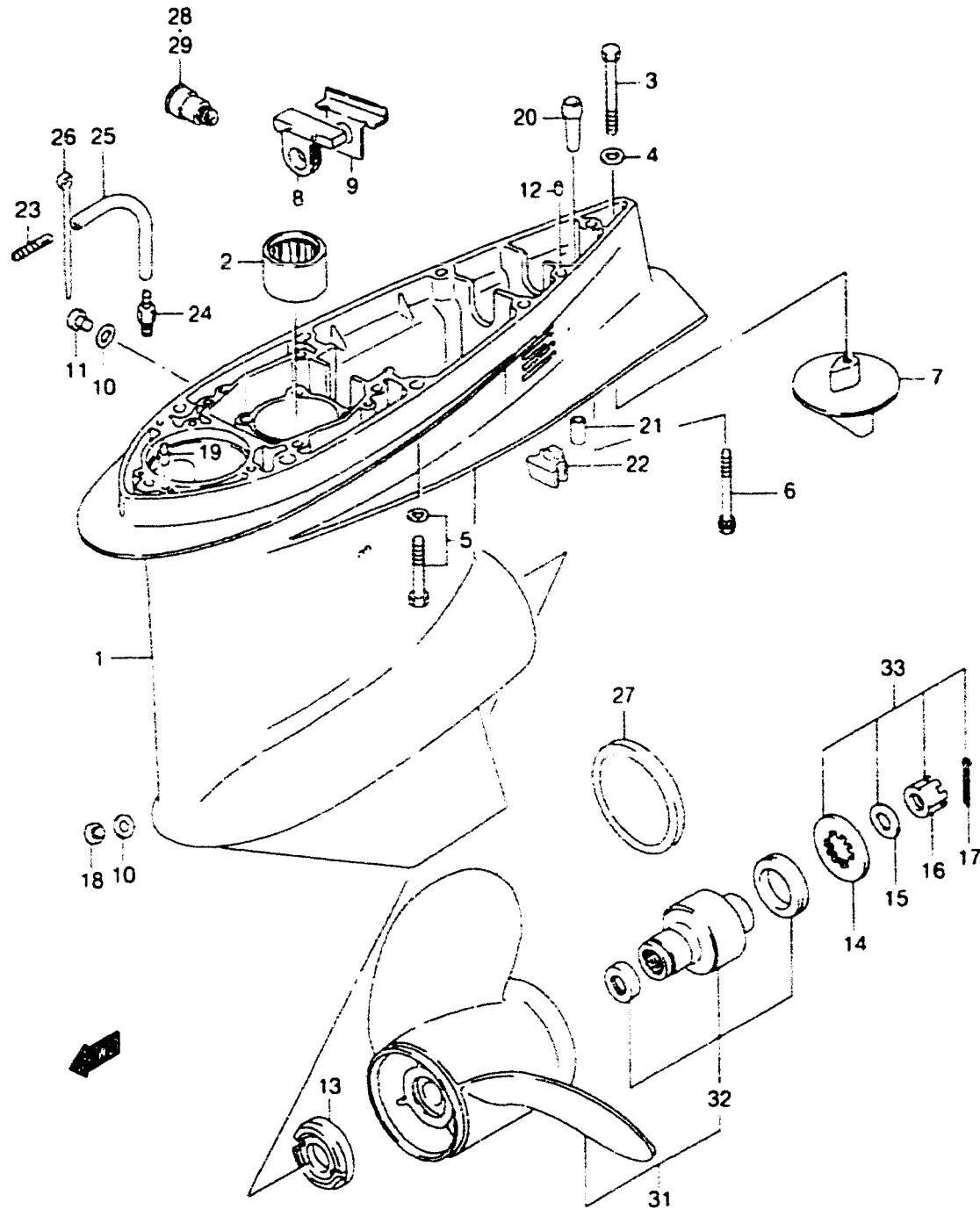
COLOR 0ED (GRAY)

FIG.52



REF.NO.	PART NO.	DESCRIPTION	QTY.	REMARKS
30	09118-06093	BOLT (6X25)	1	
31-1	09355-70125-600	HOSE (L) (7X12X600)	1	L:600→530
31-2	09355-70125-00B	HOSE (X) (7X12X2000)	1	L:2000→660
32	09401-11403	CLIP	2	
33	61134-87D00	SEAL, ENGINE HOLDER COVER	1	
34	09117-08038	BOLT	2	
35	09440-13048	SPRING, HOSE COVER	1	

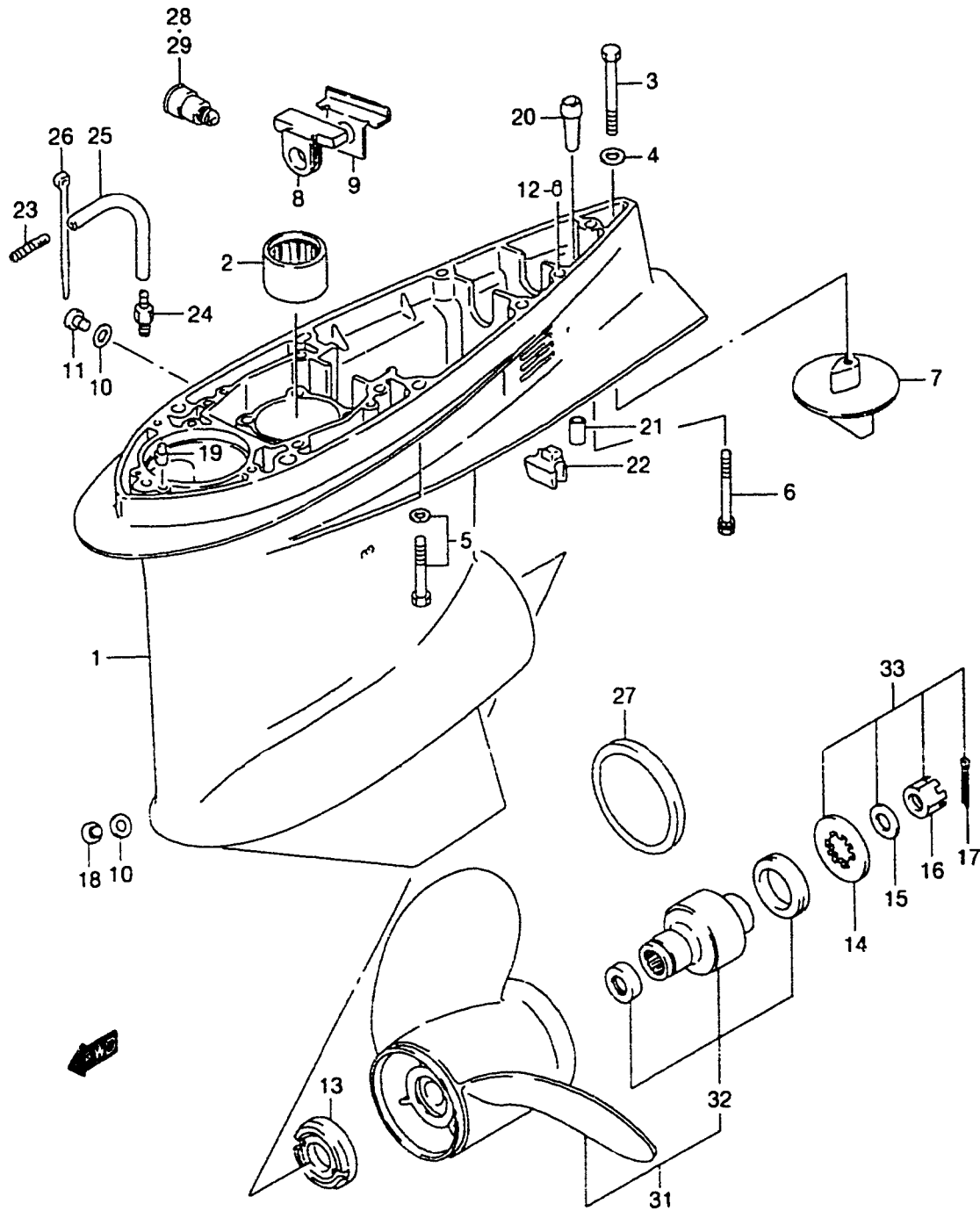
FIG.53



REF.NO.	PART NO.	DESCRIPTION	QTY.	REMARKS
1-1	55110-87D21-0ED	CASE ASSY, GEAR	1	
1-2	55110-88D00-0ED	CASE ASSY, GEAR	1	DT150G,200G,225G COUNTER ROTATION
1-3	55110-88D01-0ED	CASE ASSY, GEAR	1	DT150G,225G MODEL:01
2	09263-28026	.BEARING, PINION	1	
3	09100-10253	BOLT	1	
4	09160-10082	WASHER	1	
5	09117-10038	BOLT (L:55)	6	
6	09117-10039	BOLT (L:80)	1	
7	55120-87801	TRIM TAB SET	1	
8-1	55332-87D00	RUBBER, EXHAUST SEAL	1	DT150(G),200(G),225(G)
8-2	55332-87D10	RUBBER, EXHAUST SEAL	1	DT150STC
9-1	55333-87D02	PLATE, EXHAUST SEAL	1	DT150(G),200(G),225(G)
9-2	55333-87D10	PLATE, EXHAUST SEAL	1	DT150STC
10	09168-10022	GASKET	2	
11	09248-10008	PLUG, DRAIN	1	
12	09202-08006	PIN	2	
13-1	57632-87D31	STOPPER (OD:61.T:24)	1	
13-2	57632-87D10	STOPPER (OD:61.T:24)	1	OPT
14-1	57633-87D30	SPACER (OD:63.T:6)	1	
14-2	57633-87D10	SPACER (OD:50.T:22 2)	1	OPT
15	09160-18028	WASHER	1	
16	09141-18005	NUT	1	
17	09204-03003	COTTER PIN	1	
18	55128-87D00	PLUG, DRAIN	1	
19	09209-08019	PIN	1	
20	55118-87D00	GROMMET, GEAR CASE	1	
21	55119-87D10	PIPE, WATER DRAIN	1	
22	55116-87D01	PLUG, GEAR CASE	1	OPT
23	55127-87D00	UNION, SPEEDOMETER HOSE	1	
24	09362-09008	NIPPLE	1	
25	09355-40805-00B	HOSE (4X8X2000)	1	L:2000→890
26	09407-14407	CLAMP	3	

COLOR : 0ED (GRAY)

FIG.53



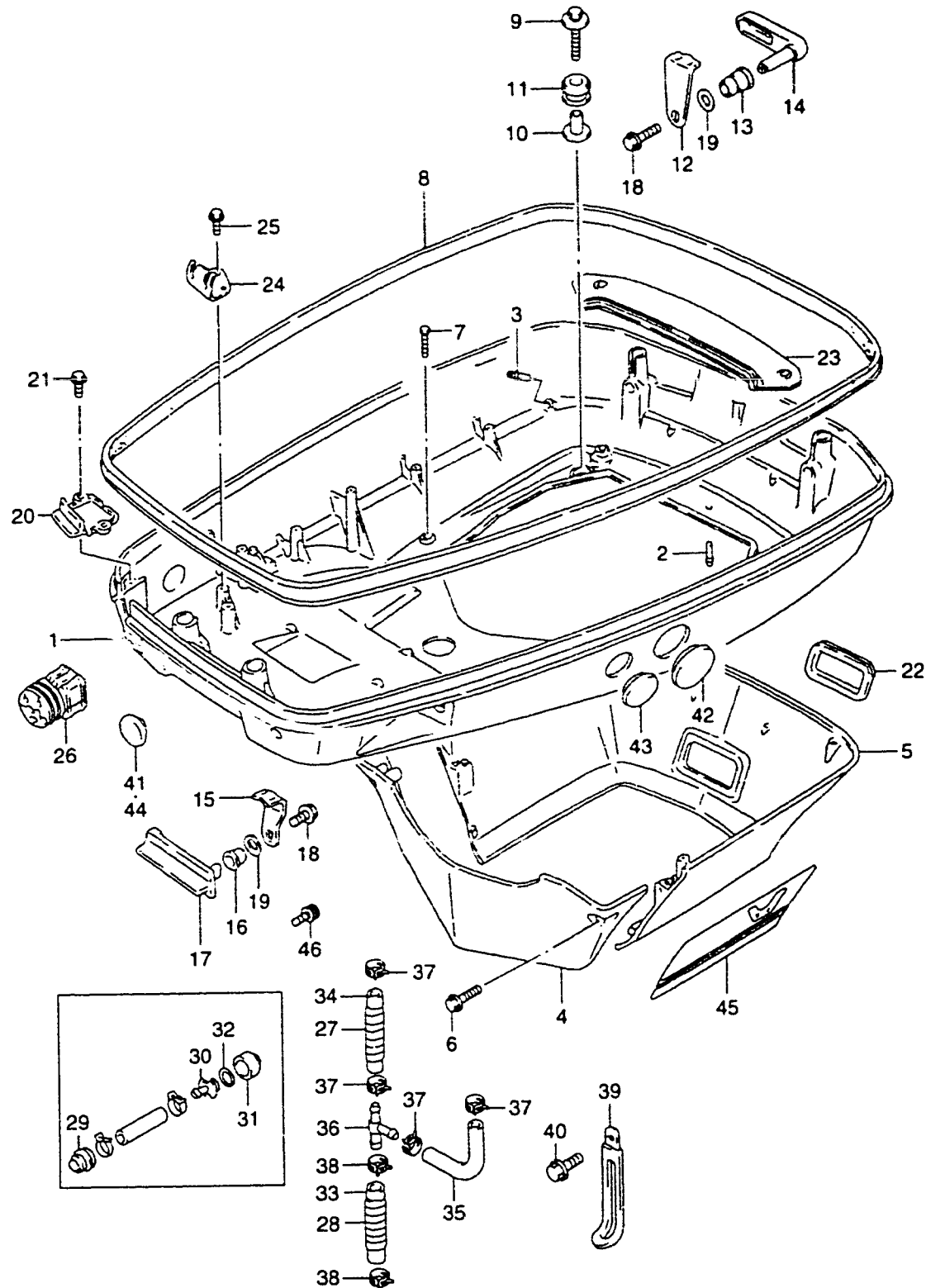
REF.NO.	PART NO.	DESCRIPTION	QTY.	REMARKS
27	58161-87D01	SEAL RING, PROPELLER	1	OPT
28	55181-95200	ATTACHMENT, FLUSH HOSE	1	OPT
29	55182-95200	ATTACHMENT, FLUSH HOSE	1	OPT
30	25700-87D00	KIT, GEAR CASE RE-SEALING	1	OPT,NOT SHOWN
31-1	58200-92E01	PROPELLER (3X14-1/4X18)	1	
31-2	58200-92E10	PROPELLER (3X14-1/4X20)	1	OPT
31-3	58200-92E11	PROPELLER (3X14-1/4X20)	1	MODEL:00,01
31-4	58200-92E21	PROPELLER (3X14-1/4X22)	1	
31-5	58200-92E30	PROPELLER (3X14-1/4X24)	1	
31-6	58200-92E31	PROPELLER (3X14-1/4X24)	1	MODEL:00,01
31-7	58200-92E40	PROPELLER (3X14-1/4X26)	1	OPT
31-8	58200-92E41	PROPELLER (3X14-1/4X26)	1	MODEL:00,01
31-9	58200-92E50	PROPELLER (3X14-1/4X28)	1	
31-10	58200-92E51	PROPELLER (3X14-1/4X28)	1	MODEL:00,01
31-11	58200-92E61	PROPELLER (3X14-1/4X16)	1	
31-12	58200-88D50	PROPELLER (3X14-1/4X18)	1	OPT,COUNTER ROTATION
31-13	58200-88D51	PROPELLER (3X14-1/4X18)	1	OPT,COUNTER ROTATION MODEL:00,01
31-14	58200-88D60	PROPELLER (3X14-1/4X20)	1	OPT,COUNTER ROTATION
31-15	58200-88D61	PROPELLER (3X14-1/4X20)	1	OPT,COUNTER ROTATION MODEL:00,01
31-16	58200-88D71	PROPELLER (3X14-1/4X22)	1	OPT,COUNTER ROTATION
31-17	58200-88D81	PROPELLER (3X14-1/4X24)	1	OPT,COUNTER ROTATION
31-18	58200-88D91	PROPELLER (3X14-1/4X26)	1	OPT,COUNTER ROTATION
32	58105-87D11	BUSHING SET, PROPELLER	1	
33	57630-92E00	KIT, PROPELLER NUT	1	OPT

FIG.54

FIG.54 (H-2)

LOWER COVER

QTY.

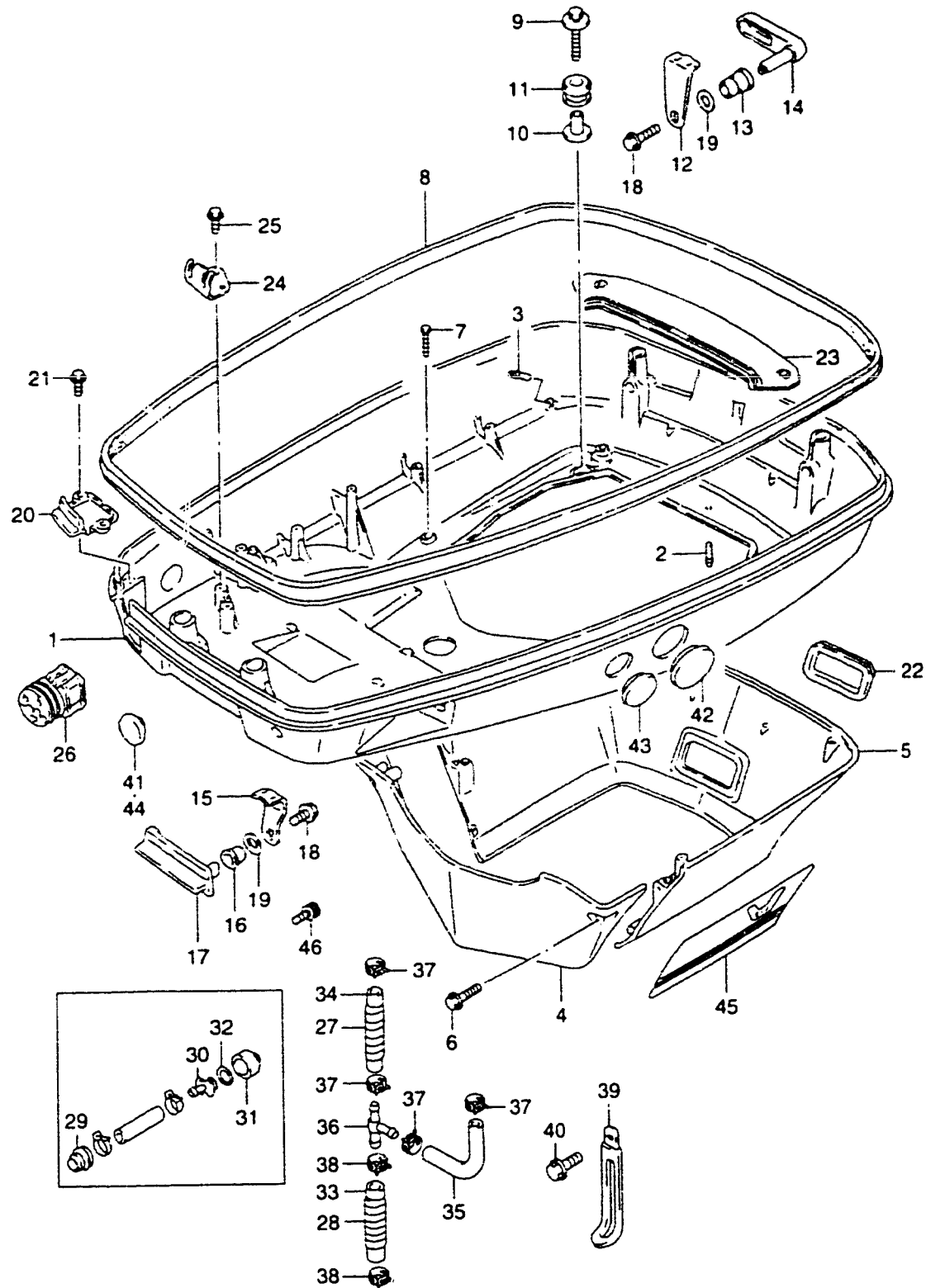


REF.NO.	PART NO.	DESCRIPTION	QTY.	REMARKS
1	61101-87D12-0ED	COVER SET, LOWER	1	
2	61155-87D00	TUBE, WATER	1	
3	61155-94500	TUBE, WATER	1	
4	61131-87D00-0ED	COVER, ENGINE HOLDER FRONT	1	
5	61141-87D00-0ED	COVER, ENGINE HOLDER REAR	1	
6	09128-06072	BOLT (L:30)	2	FRONT
7	09128-06072	BOLT (L:30)	4	REAR
8	61112-87D00	SEAL, LOWER COVER UPPER	1	
9	09118-08127	BOLT, LOWER COVER	4	8X40
10	09169-08039	WASHER, LOWER COVER	4	8.5X30.1.5
11	09320-11013	CUSHION	4	
12	61631-87D01	HOOK, REAR	2	
13	09307-13002	BUSH	2	
14	61633-87D03-0ED	LEVER, REAR	2	
15	61641-87D00	HOOK, FRONT	1	
16	09307-13003	BUSH	1	
17	61633-95204-0ED	LEVER, FRONT	1	
18	09116-06127	BOLT (L:12)	3	
19	09164-14008	WAVE WASHER (14.5X20X0.3)	3	
20	61125-87D10	PLATE, CABLE GROMMET	1	
21	09116-06106	BOLT (L:20)	2	
22	61142-87D00	GROMMET	1	
23	61138-87D00	COVER, WATER	1	
24	67341-87D02	HOLDER, REMOCON CABLE	1	
25	09116-06094	BOLT (L:15)	2	
26	61124-87D11	GROMMET, CABLE	1	
27	16911-92E20	PROTECTOR	1	L:540→180
28	16911-92E20	PROTECTOR	1	L:540→290
29	17911-94611	GROMMET, FLUSH CONNECTOR	1	
30	17912-94610	CONNECTOR, FLUSH HOSE	1	
31	17913-94610	PLUG, FLUSH CONNECTOR	1	
32	09280-19006	O RING	1	

COLOR : 0ED (GRAY)

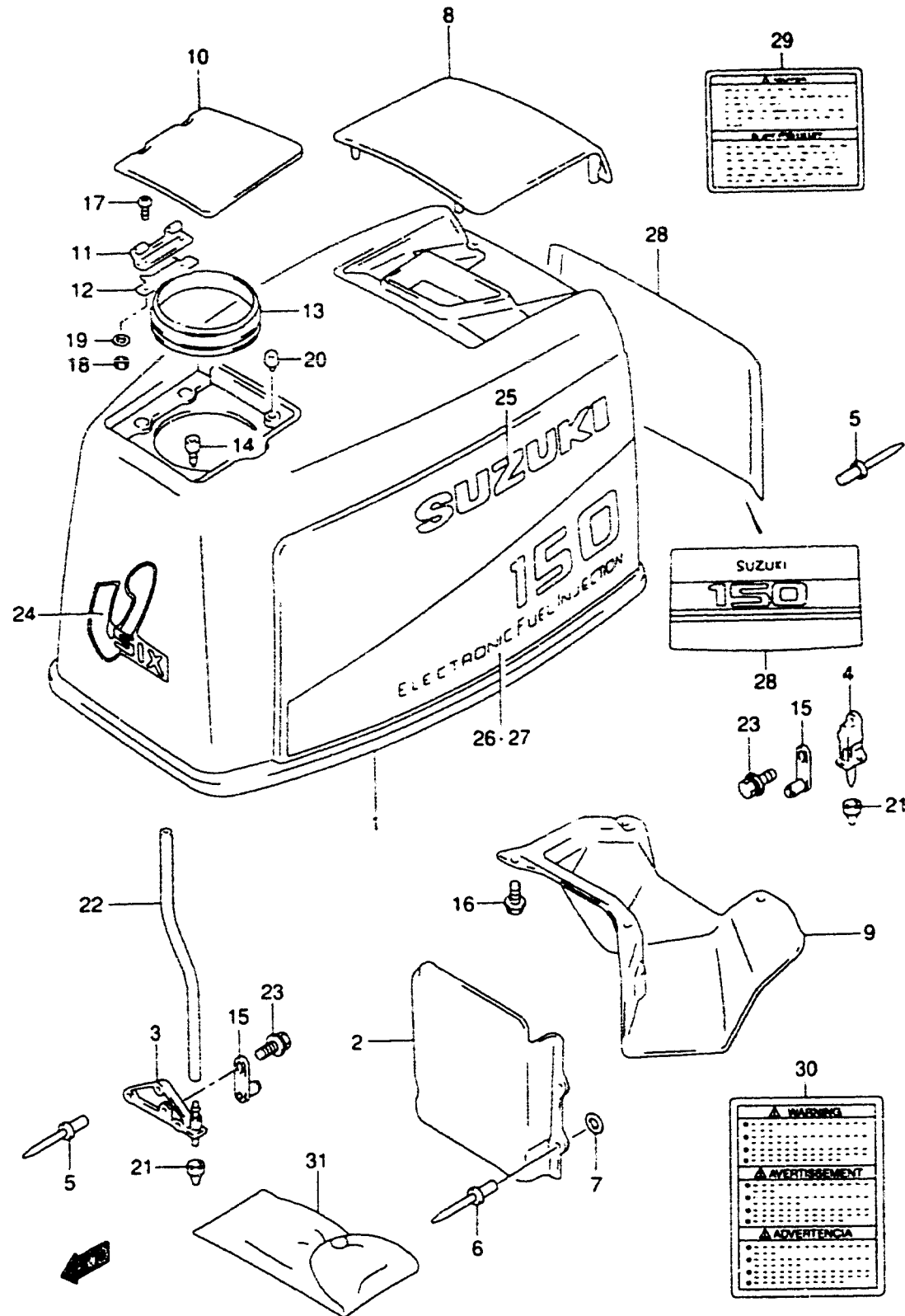
FIG.54

FIG.54 (H-3) LOWER COVER



REF.NO.	PART NO.	DESCRIPTION	QTY.	REMARKS
33	09355-70125-600	HOSE (JOINT TO L CYL)	1	L.600→100
34	09355-70125-600	HOSE (JOINT TO R CYL)	1	L.600→260
35	09355-90145-600	HOSE (CONN TO JOINT)	1	L.600→400
36	09367-10002	JOINT, HOSE	1	
37	09401-11407	CLIP	4	
38	09401-13416	CLIP	2	
39-1	09404-06432	CLAMP	2	
39-2	09404-08206	CLAMP	1	
40	02162-06127	BOLT	1	
41	09250-21003	PLUG, LOWER COVER	1	OPT
42	09250-30003	CAP	1	OPT
43	09250-40002	CAP	1	OPT
44	09250-14006	PLUG	1	OPT
45	61240-92E20-ABL	DECAL SET	1	OPT
46	17917-94600	CONNECTOR, FRUSH HOSE	1	OPT

FIG.55



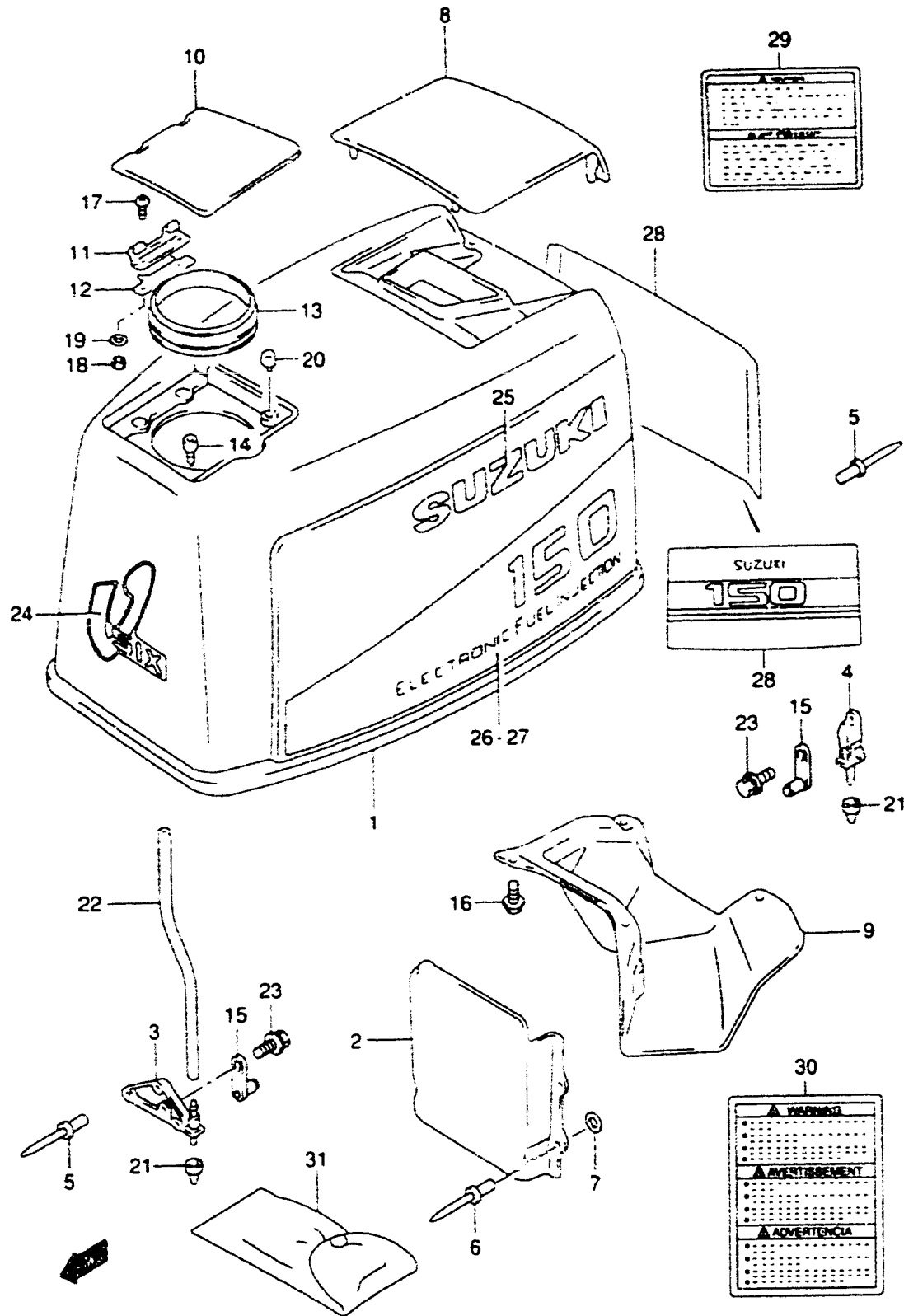
QTY.

REF.NO.	PART NO.	DESCRIPTION	QTY.	REMARKS
1	61410-87891-0ED	COVER SET, ENGINE	1	
2	61475-87D01	GUIDE, AIR INTAKE INNER	1	
3	61621-87D02	BRACKET, FASTENER FR	1	
4	61644-87D01	BRACKET, FASTENER RR	2	
5	09229-04032	RIVET	9	
6	09229-04032	RIVET	4	
7	08322-01057	WASHER	4	
8	61431-87D01-0ED	COVER, AIR INTAKE	1	
9	61433-87D01	COVER, AIR INTAKE INNER	1	
10	61481-87D00-0ED	LID, OIL TANK FILLER	1	
11	61482-94400	HINGE, OIL FILLER LID	1	
12	61485-94400	SPRING, OIL FILLER LID	1	
13	61491-87D01	SEAL, OIL FILLER LID	1	
14	61495-87D00	DRAIN, ENGINE COVER	1	
15	61610-95514	FASTENER	3	
16	02162-06167	BOLT	4	
17	09125-05046	SCREW	2	
18	09140-05005	NUT	2	
19	09160-05024	WASHER	2	
20	09321-05019	CUSHION	2	
21	09329-10022	CUSHION	4	
22	09352-50903-600	HOSE	1	L.600→350
23	02162-06127	BOLT	3	

COLOR : 0ED (GRAY) 019 (BLACK)
 1RR (GOLD) 28V (RED)
 A8M (019/1RR/28V/0ED)
 A8L (019/1RR/28V)

REFER TO FIG.56(H-6) FOR DT150STC
 REFER TO FIG.57(H-8) FOR DT200TC,200G
 REFER TO FIG.58(H-9) FOR DT225,DT225G

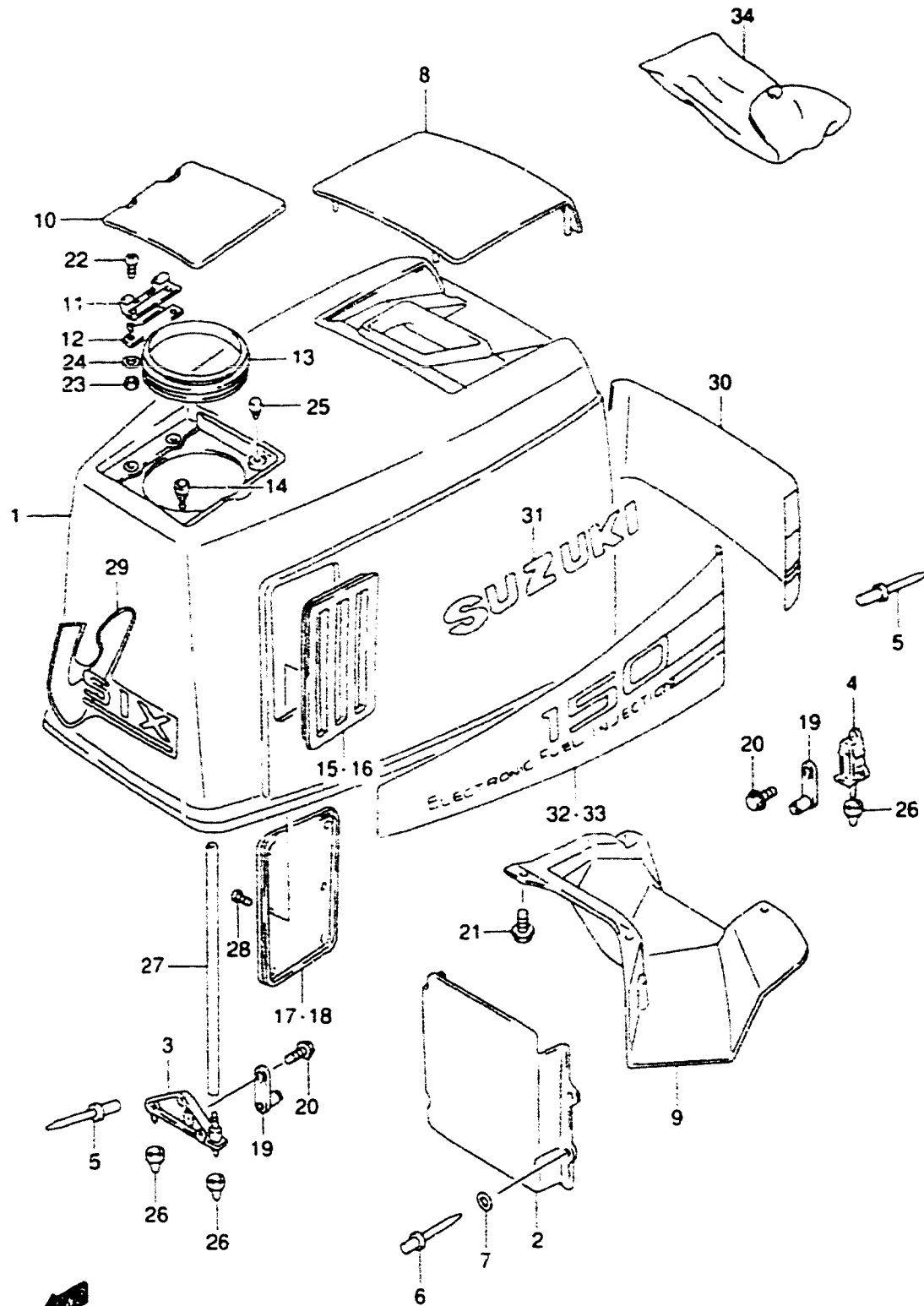
FIG.55



REF.NO.	PART NO.	DESCRIPTION	QTY.	REMARKS
24	61422-92E20-A8M	MARK EMBLEM FR	1	
25	68111-42031-1RR	MARK. SUZUKI	2	
26	61443-92E20-A8L	DECAL. STBD	1	
27	61453-92E20-A8L	DECAL. PORT	1	
28	61463-92E21-A8L	DECAL. REAR	1	
29	61581-98610	MARK. SAFETY WARNING	1	-MODEL:00
30	61581-98620	LABEL. ENGINE COVER	1	MODEL:01
31	09800-01001	TOOL SET	1	

FIG.56

QTY.



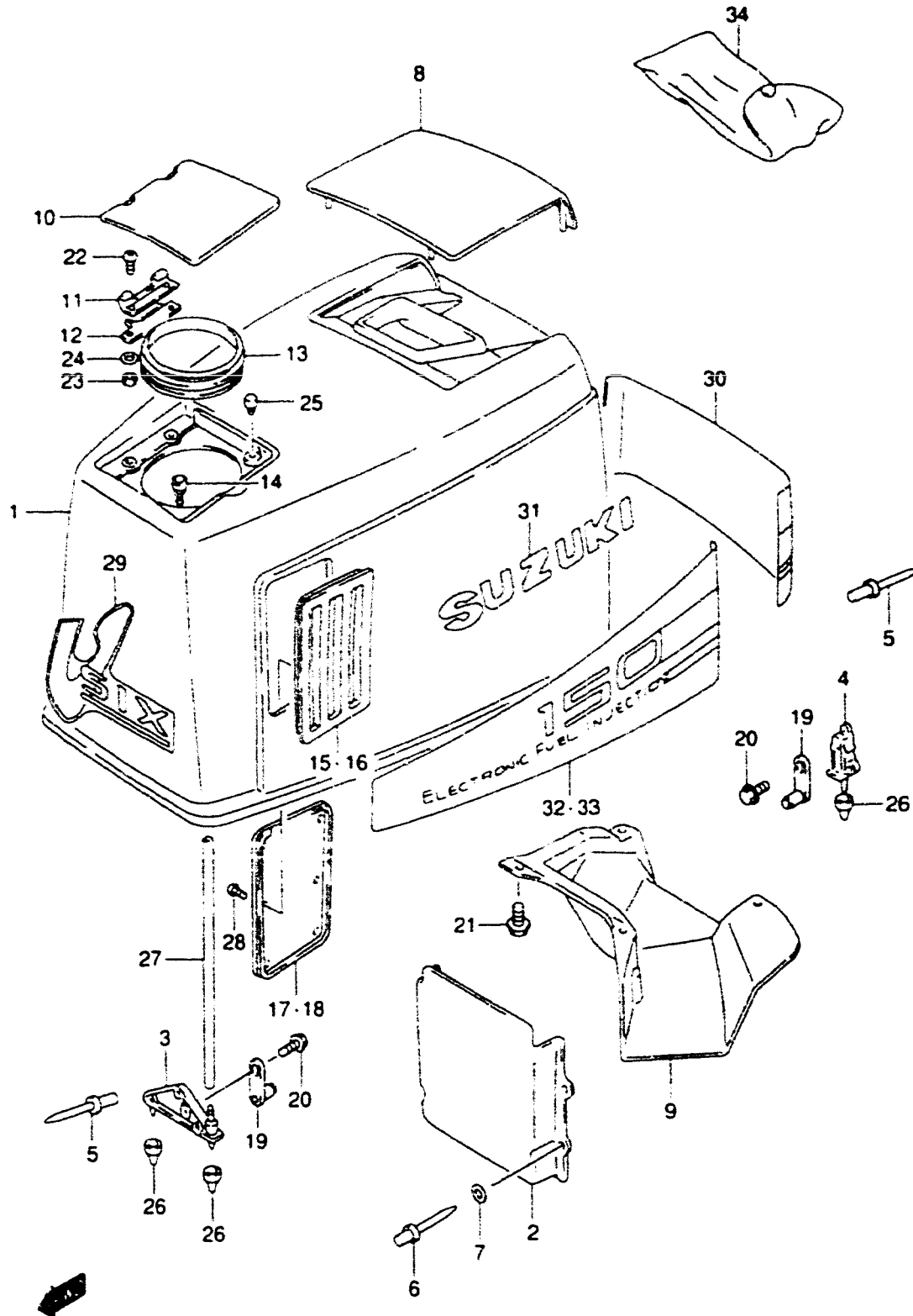
REF.NO.	PART NO.	DESCRIPTION	QTY.	REMARKS
1	61410-92813-0ED	COVER SET, ENGINE	1	
2	61475-87D01	GUIDE, AIR INTAKE INNER	1	
3	61621-87D02	BRACKET, FASTENER FR	1	
4	61644-87D01	BRACKET, FASTENER RR	2	
5	09229-04032	RIVET, FASTENER BRACKET	9	
6	09229-04032	RIVET, AIR INTAKE INNER	4	
7	08322-01057	WASHER, INNER GUIDE RIVET	4	
8	61431-87D01-0ED	COVER, AIR INRAKE	1	
9	61433-87D01	COVER, AIR INTAKE INNER	1	
10	61481-87D00-0ED	LID, OIL TANK FILLER	1	
11	61482-94400	HINGE, OIL FILLER LID	1	
12	61485-94400	SPRING, OIL FILLER LID	1	
13	61491-87D01	SEAL, OIL FILLER LID	1	
14	61495-87D00	DRAIN, ENGINE COVER	1	
15	61561-87D00-0ED	LOUVER, ENGINE COVER STBD	1	
16	61571-87D00-0ED	LOUVER, ENGINE COVER PORT	1	
17	61562-87D01-291	COVER, LOUVER INNER STBD	1	
18	61572-87D01-291	COVER, LOUVER INNER PORT	1	
19	61610-95514	FASTENER	3	
20	02162-06127	BOLT, FASTENER	3	
21	02162-06167	BOLT, AIR INTAKE	4	
22	09125-05046	SCREW, OIL TANK FILLER LID	2	
23	09140-05005	NUT, OIL TANK FILLER LID	2	
24	09160-05024	WASHER, OIL TANK FILLER LID	2	
25	09321-05019	CUSHION, OIL TANK FILLER LID	2	
26	09329-10022	CUSHION, FASTENER	4	

COLOR 0ED (GRAY)
291 (BLACK)

FIG.56

FIG.56 (H-7)

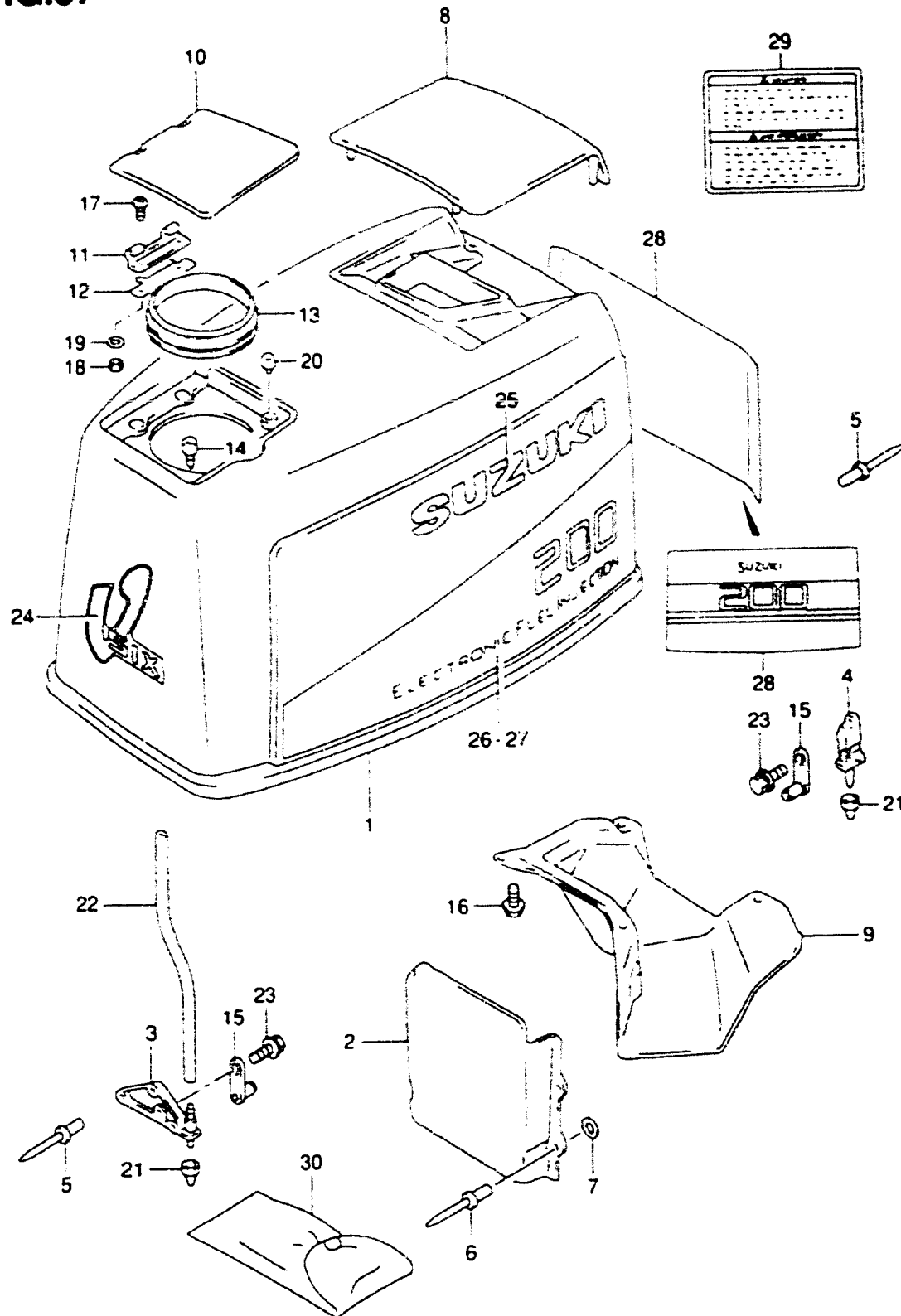
ENGINE COVER (DT150STC)



REF.NO.	PART NO.	DESCRIPTION	QTY.	REMARKS
27	09352-50903-600	HOSE, DRAIN	1	L 600→350
28	03542-05083	SCREW, LOUVER	12	
29	61422-92E20-A8M	MARK, EMBLEM FR	1	
30	61463-92E21-A8L	DECAL, RR	1	
31	68111-42031-1RR	MARK, SUZUKI	2	
32	61443-92E20-A8L	DECAL, ENGINE COVER STBD	1	
33	61453-92E20-A8L	DECAL, ENGINE COVER PORT	1	
34	09800-01001	TOOL SET	1	OPT

COLOR 0ED (GRAY) 019 (BLACK)
 291 (BLACK) 28V (RED)
 A8M (019/1RR/28V/0ED) 1RR (GOLD)
 A8L (019/1RR/28V)

FIG.57

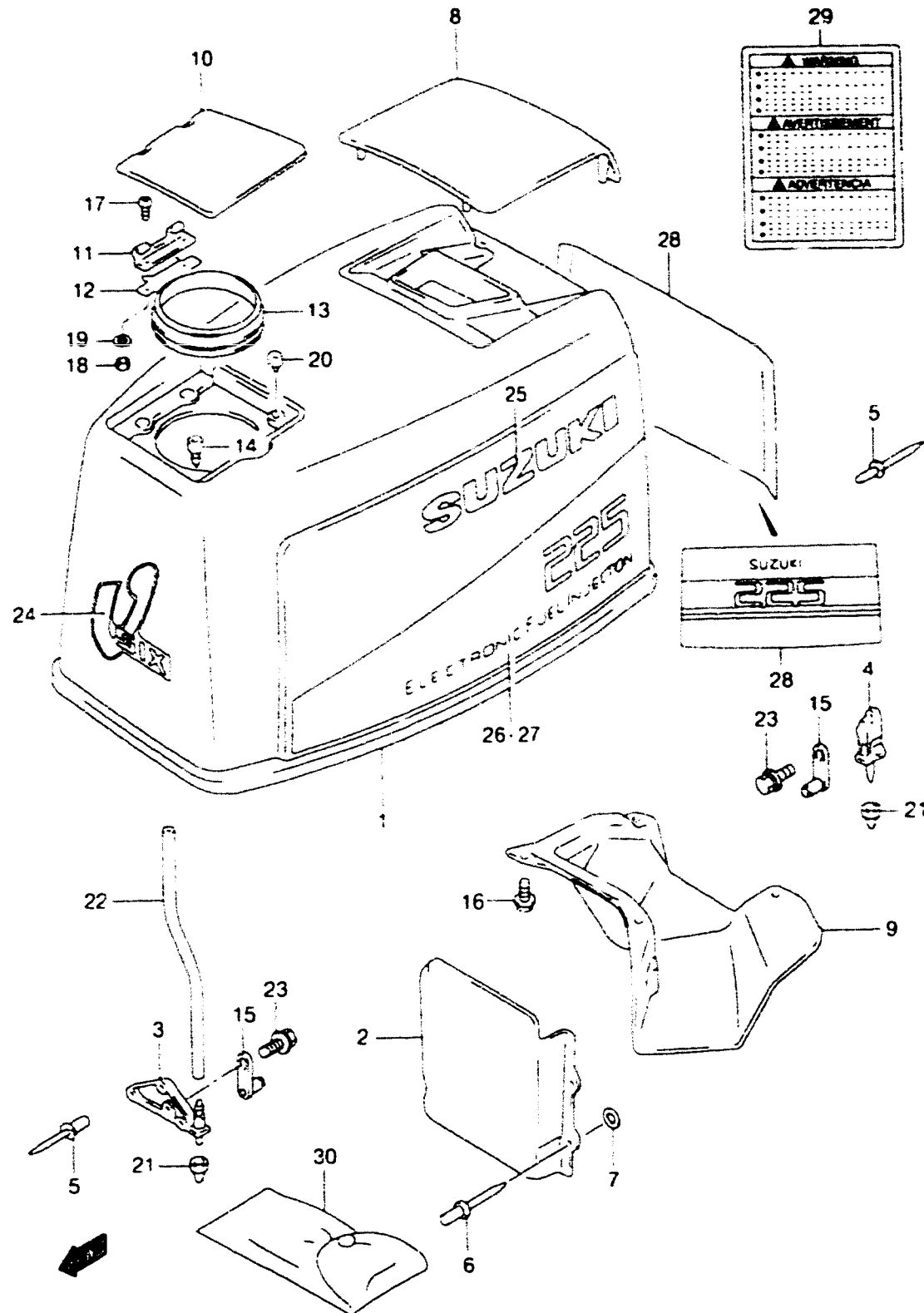


REF.NO.	PART NO.	DESCRIPTION	QTY.	REMARKS
1	61410-87852-0ED	ENGINE COVER SET	1	
2	61475-87D01	GUIDE, AIR INTAKE INNER	1	
3	61621-87D02	BRACKET, FASTENER FRONT	1	
4	61644-87D01	BRACKET, FASTENER REAR	2	
5	09229-04032	RIVET, FASTENER BRACKET	9	
6	09229-04032	RIVET	4	
7	08322-01057	WASHER	4	
8	61431-87D01-0ED	COVER, AIR INTAKE	1	
9	61433-87D01	COVER, AIR INTAKE INNER	1	
10	61481-87D00-0ED	LID, OIL TANK FILLER	1	
11	61482-94400	HINGE, OIL FILLER LID	1	
12	61485-94400	SPRING OIL FILLER LID	1	
13	61491-87D01	SEAL, OIL FILLER LID	1	
14	61495-87D00	DRAIN	1	
15	61610-95514	FASTENER	3	
16	02162-06167	BOLT	4	
17	09125-05046	SCREW	2	
18	09140-05005	NUT	2	
19	09160-05024	WASHER	2	
20	09321-05019	CUSHION	2	
21	09329-10022	CUSHION	4	
22	09352-50903-600	HOSE	1	L 600→350
23	02162-06127	BOLT	3	
24	61422-92E20-A8M	MARK, EMBLEM FR	1	
25	68111-42031-1RR	MARK, SUZUKI	2	
26	61443-88D60	DECAL, STBD	1	
27	61453-88D60	DECAL, PORT	1	
28	61463-88D60	DECAL, REAR	1	
29	61581-98610	MARK, SAFETY WARNING	1	
30	09800-01001	TOOL SET	1	

COLOR . 0ED(GRAY) 019(BLACK)
 1RR(GOLD) 28V(RED)
 A8M(019/1RR/28V/0ED)

FIG.58

QTY.



REF.NO.	PART NO.	DESCRIPTION	QTY.	REMARKS
1	61410-87862-0ED	COVER SET, ENGINE	1	
2	61475-87D01	GUIDE, AIR INTAKE INNER	1	
3	61621-87D02	BRACKET, FASTENER FR	1	
4	61644-87D01	BRACKET, FASTENER RR	2	
5	09229-04032	RIVET	9	
6	09229-04032	RIVET	4	
7	08322-01057	WASHER	4	
8	61431-87D01-0ED	COVER, AIR INTAKE	1	
9	61433-87D01	COVER, AIR INTAKE INNER	1	
10	61481-87D00-0ED	LID, OIL TANK FILLER	1	
11	61482-94400	HINGE, OIL FILLER LID	1	
12	61485-94400	SPRING, OIL FILLER LID	1	
13	61491-87D01	SEAL, OIL FILLER LID	1	
14	61495-87D00	DRAIN, ENGINE COVER	1	
15	61610-95514	FASTENER	3	
16	02162-06167	BOLT	4	
17	09125-05046	SCREW (5X12)	2	
18	09140-05005	NUT	2	
19	09160-05024	WASHER	2	
20	09321-05019	CUSHION	2	
21	09329-10022	CUSHION	4	
22	09352-50903-600	HOSE	1	L 600→350
23	02162-06127	BOLT	3	
24	61422-92E20-A8M	MARK, EMBLEM FR	1	
25	68111-42031-1RR	MARK, SUZUKI	2	
26	61443-92E30	DECAL, STBD	1	
27	61453-92E30	DECAL, PORT	1	
28	61463-92E30	DECAL, REAR	1	
29	61581-98620	MARK, SAFETY WARNING	1	
30	09800-01001	TOOL SET	1	

COLOR . 0E (GRAY), 1RR (GOLD)
 A8M (019/1RR/28V/0ED)
 019 (BLACK), 28V (RED)

REF. NO.	PART NO.	DESCRIPTION	QTY.	REMARKS
1	65700-87D70	HOSE, FUEL	1	
2	65770-87D00	PUMP, SQUEEZE	1	
3-1	09401-13409	CLIP	2	
3-2	09401-13414	CLIP	2	MODEL 99-01

FIG.59

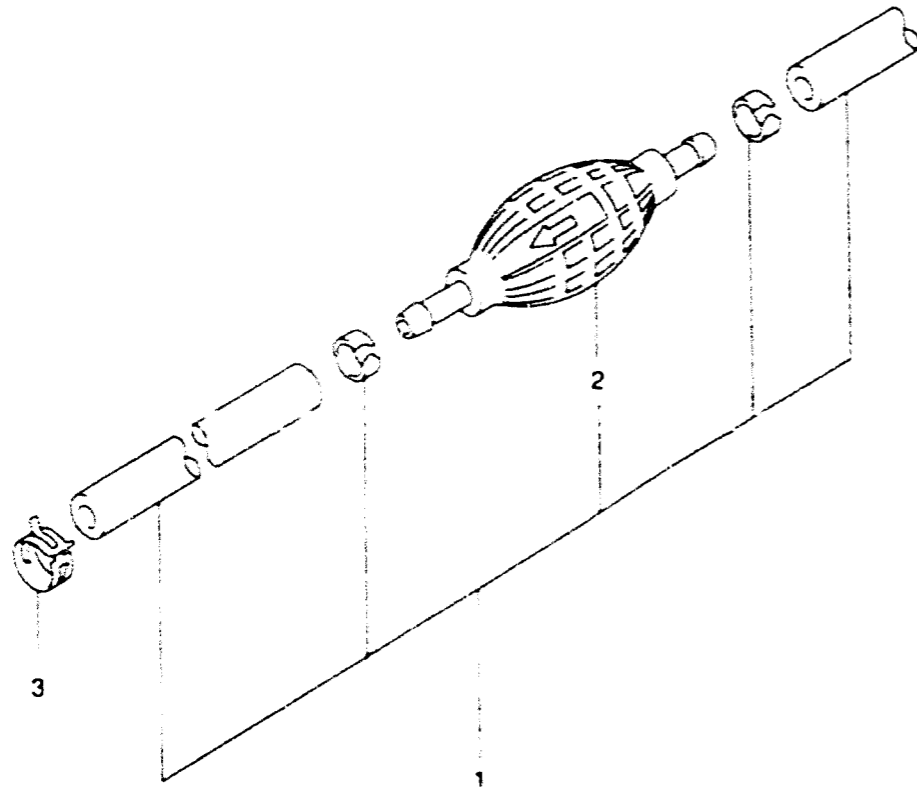
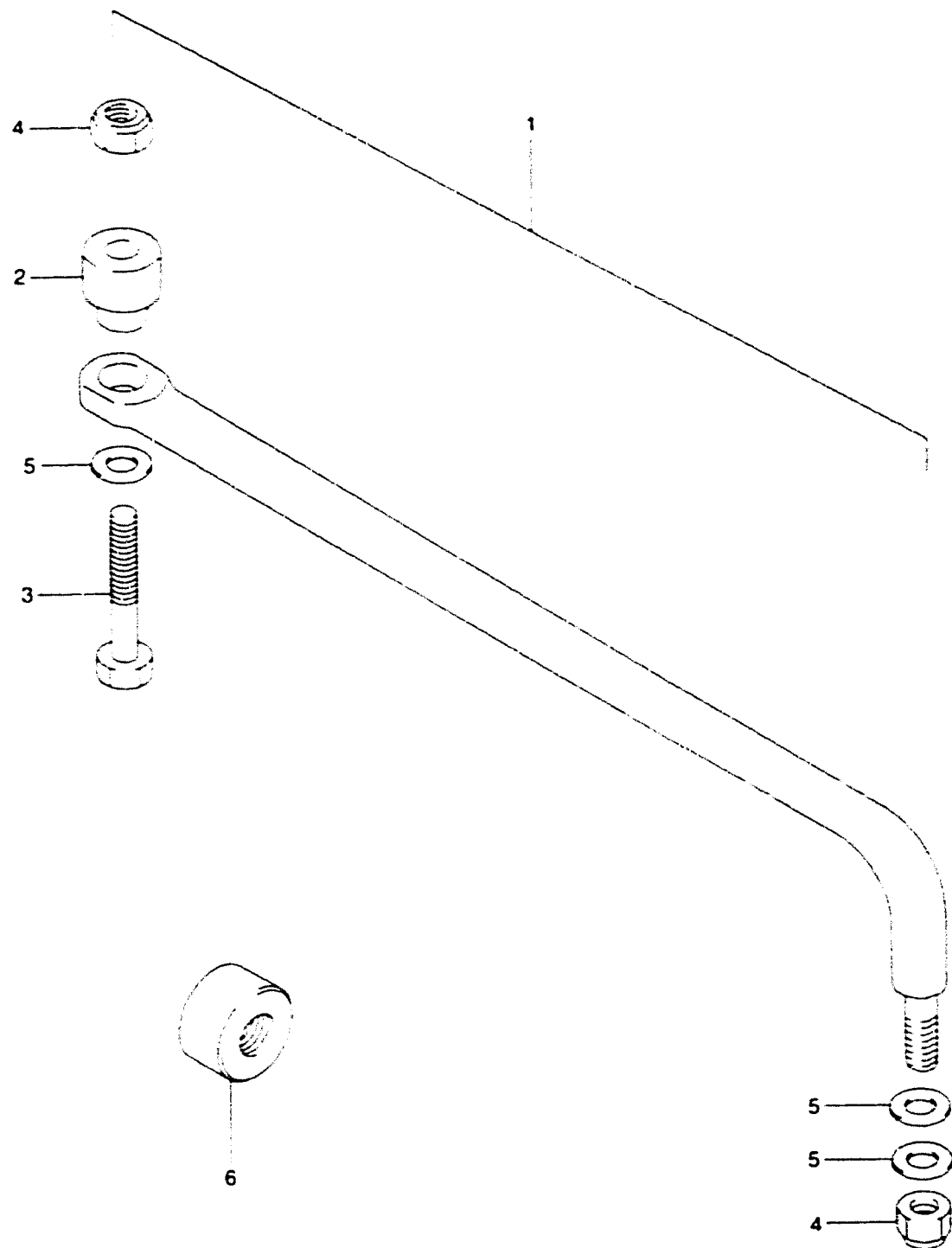
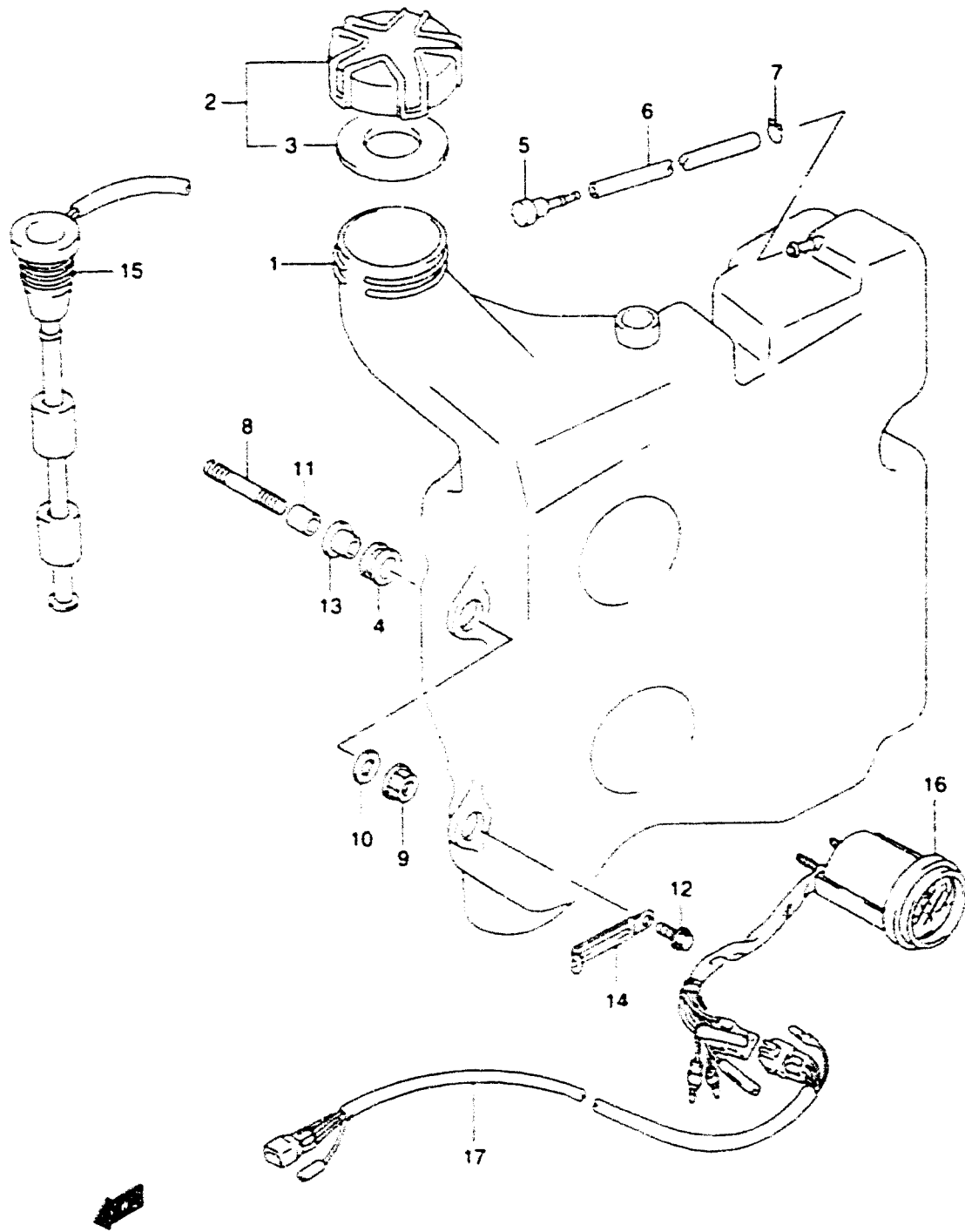


FIG.60



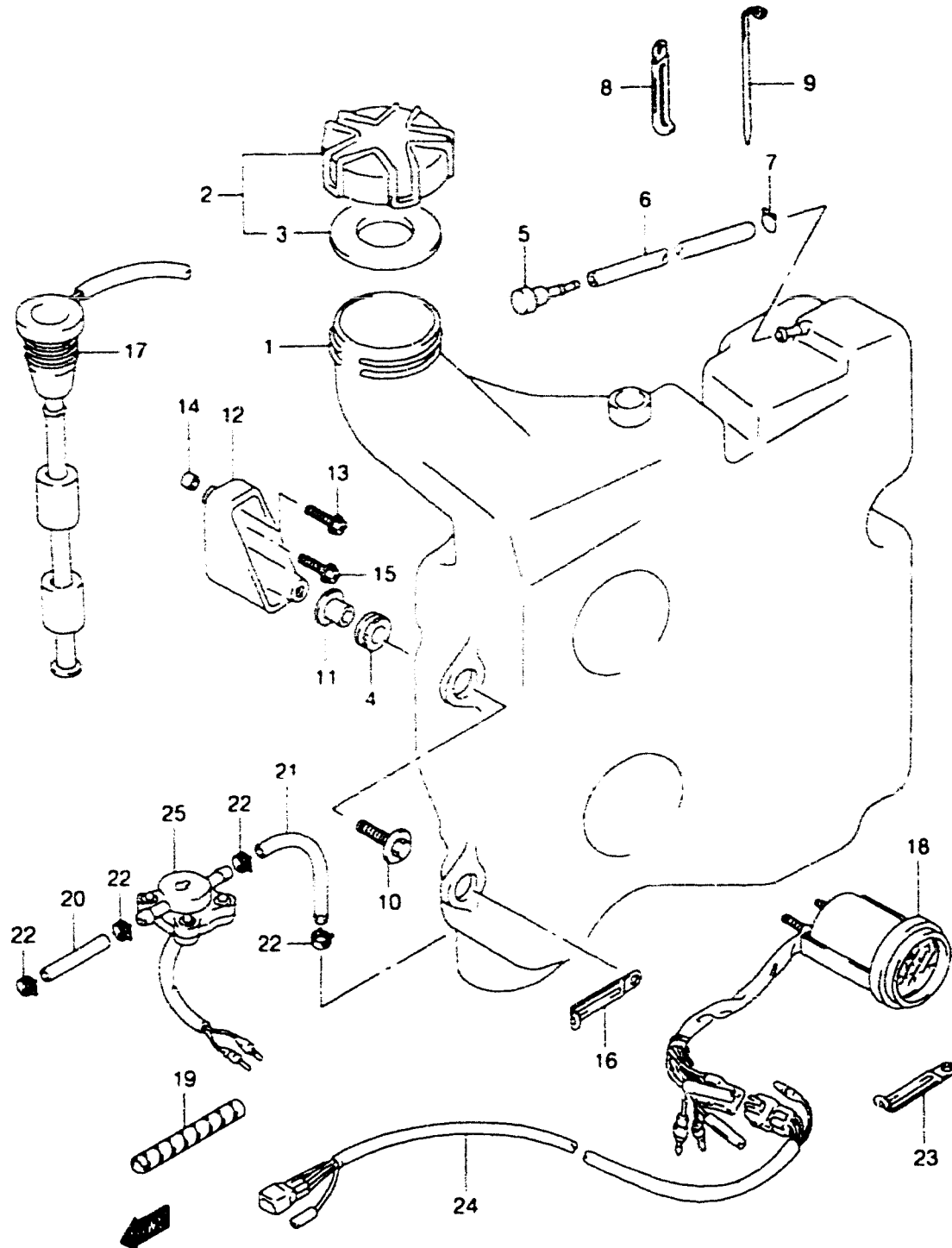
REF.NO.	PART NO.	DESCRIPTION	QTY.	REMARKS
1	67701-87D01	DRAG LINK ASSY	1	
2	67721-99E00	SPACER	1	
3	67725-94501	BOLT	1	
4	67726-99E00	NUT	2	
5	67728-99E00	WASHER	4	
6	41161-94400	SEAL, STEERING CABLE	1	

FIG.61



REF.NO.	PART NO.	DESCRIPTION	QTY.	REMARKS
1	69100-92E10	TANK SET, OIL	1	
2	69200-87D05	CAP ASSY OIL TANK	1	
3	69241-87D20	GASKET	1	
4	09320-12027	CUSHION	3	
5	69221-94700	AIR-VENT	1	
6	09352-50903-600	HOSE	1	L.600→250
7	09401-08410	CLIP	2	
8	01421-08853	STUD BOLT	1	
9	79159-08104	NUT	1	
10	07160-08081	WASHER	1	
11	09180-08211	SPACER	1	
12	09116-08101	BOLT	2	
13	09169-08042	WASHER	3	
14	09404-06432	CLAMP	1	
15	34860-87D21	SENSOR ASSY, OIL LEVEL	1	
16	34700-92E11	MONITOR GAUGE	1	
17-1	36660-95610	WIRE, MONITOR GAUGE	1	L.7200
17-2	36660-92E90	WIRE, MONITOR GAUGE	1	OPT

FIG.62



REF.NO.	PART NO.	DESCRIPTION	QTY.	REMARKS
1	69100-92E10	TANK SET, OIL	1	
2	69200-87D05	CAP ASSY, OIL TANK	1	
3	69241-87D20	GASKET	1	
4	09320-12027	CUSHION	4	
5	69221-94700	AIR-VENT	1	
6	09352-50903-600	HOSE	1	L 600→250
7	09401-08410	CLIP	1	
8	09404-06432	CLAMP	1	
9	09407-14407	CLAMP	1	
10	09116-08101	BOLT	4	
11	09169-08042	WASHER	4	
12	69315-92E00-0ED	BRACKET, OIL TANK	1	
13	01550-06407	BOLT	1	
14	09180-06174	SPACER	1	
15	02162-06257	BOLT	1	
16	09404-06432	CLAMP	1	
17	34860-87D21	SENSOR ASSY, OIL LEVEL	1	
18	34700-92E11	MONITOR GAUGE	1	
19	38423-95510	TUBE	1	L 150→100
20	09352-50903-600	HOSE	1	L 600→45
21	09352-50903-600	HOSE	1	L 600→160
22	09401-08411	CLIP	4	
23	09404-06432	CLAMP	1	
24-1	36660-95610	WIRE, MONITOR GAUGE	1	L 7200
24-2	36660-92E90	WIRE, MONITOR GAUGE	1	OPT
25	16250-94710	SENSOR, OIL	1	

COLOR : 0ED (GRAY)

FIG.63

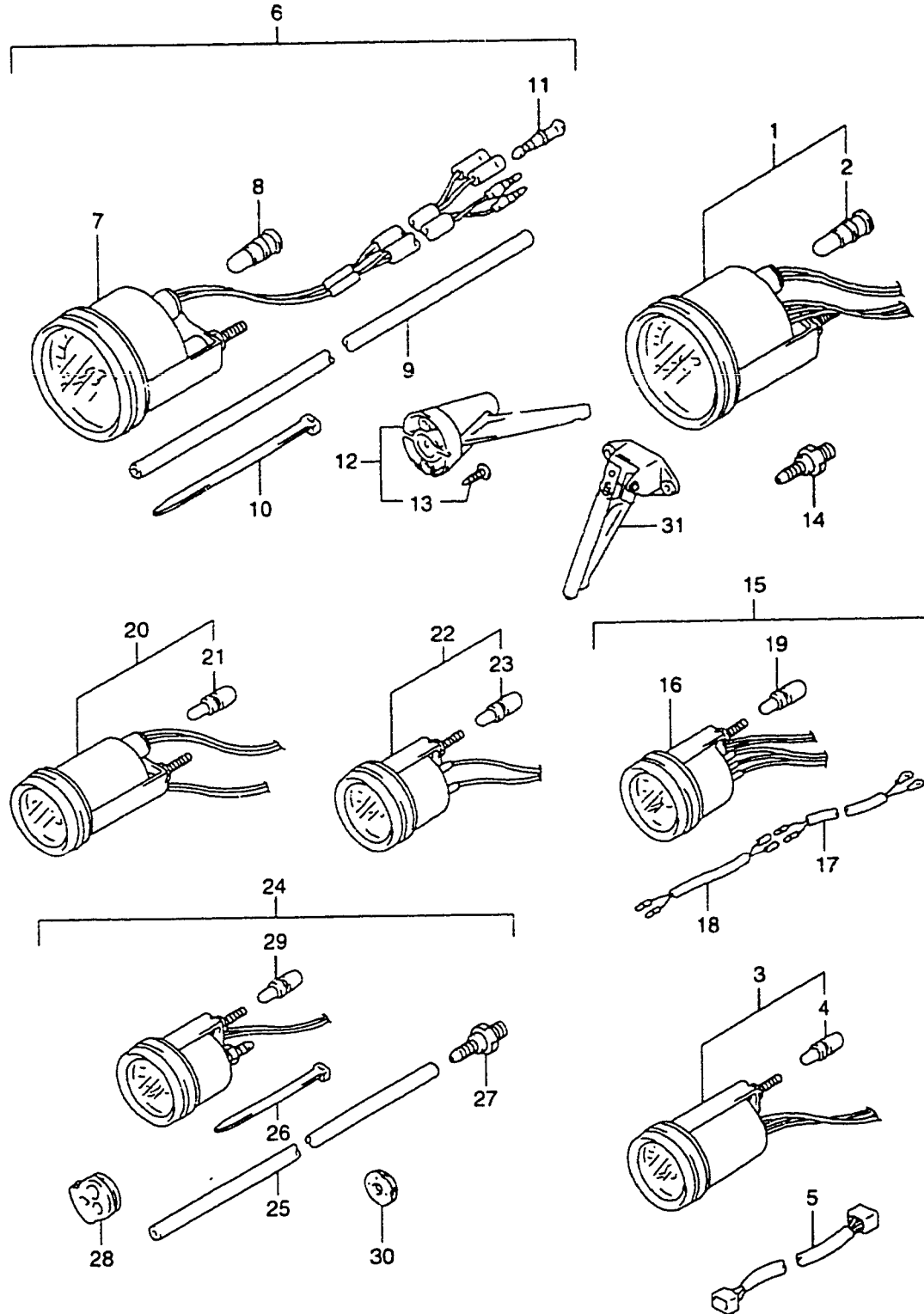


FIG.63 (1-2)

OPT:METER

QTY.

REF.NO.	PART NO.	DESCRIPTION	QTY.	REMARKS
1	34200-92E02	TACHOMETER	1	STD
2	09471-12179	.BULB	1	
3	34800-92E00	METER ASSY, TRIM	1	
4	09471-12180	.BULB	1	
5	36682-92E00	WIRE, TRIM GAUGE EXT	1	
6-1	34102-92E00	SPEEDOMETER SET	1	MAX 80M/H NOT FOR U.S. MARKET
6-2	34102-92E10	SPEEDOMETER SET	1	MAX 50M/H NOT FOR U.S. MARKET
6-3	34102-92E20	SPEEDOMETER SET	1	MAX 45KNOTS NOT FOR U.S. MARKET
7-1	34100-92E00	.SPEEDOMETER	1	MAX 80M/H
7-2	34100-92E10	.SPEEDOMETER	1	MAX 50M/H
7-3	34100-92E20	.SPEEDOMETER	1	MAX 45KNOTS NOT FOR U.S. MARKET
8	09471-12179	.BULB	1	
9	34191-92E00	.TUBE	1	
10	09407-14407	.BAND	2	
11	36615-96300	.TERMINAL, RESIN	2	
12	34190-95500	.SENDER ASSY, SPEEDOMETER	1	NOT FOR U.S. MARKET
13	03112-06303	.SCREW	2	NOT FOR U.S. MARKET
14	09362-09007	BOLT, WATER PRESSURE	1	
15	34300-92E00	GAUGE ASSY, FUEL	1	
16	34320-92E00	.GAUGE, FUEL	1	
17	34310-92E00	.LEAD, FUEL GAUGE	1	
18	34360-92E00	.ADAPTER, FUEL GAUGE	1	
19	09471-12180	.BULB	1	
20	34500-92E00	METER ASSY, HOUR	1	
21	09471-12180	.BULB	1	
22	34600-92E00	METER ASSY, VOLTAGE	1	
23	09471-12180	.BULB	1	

FIG.63

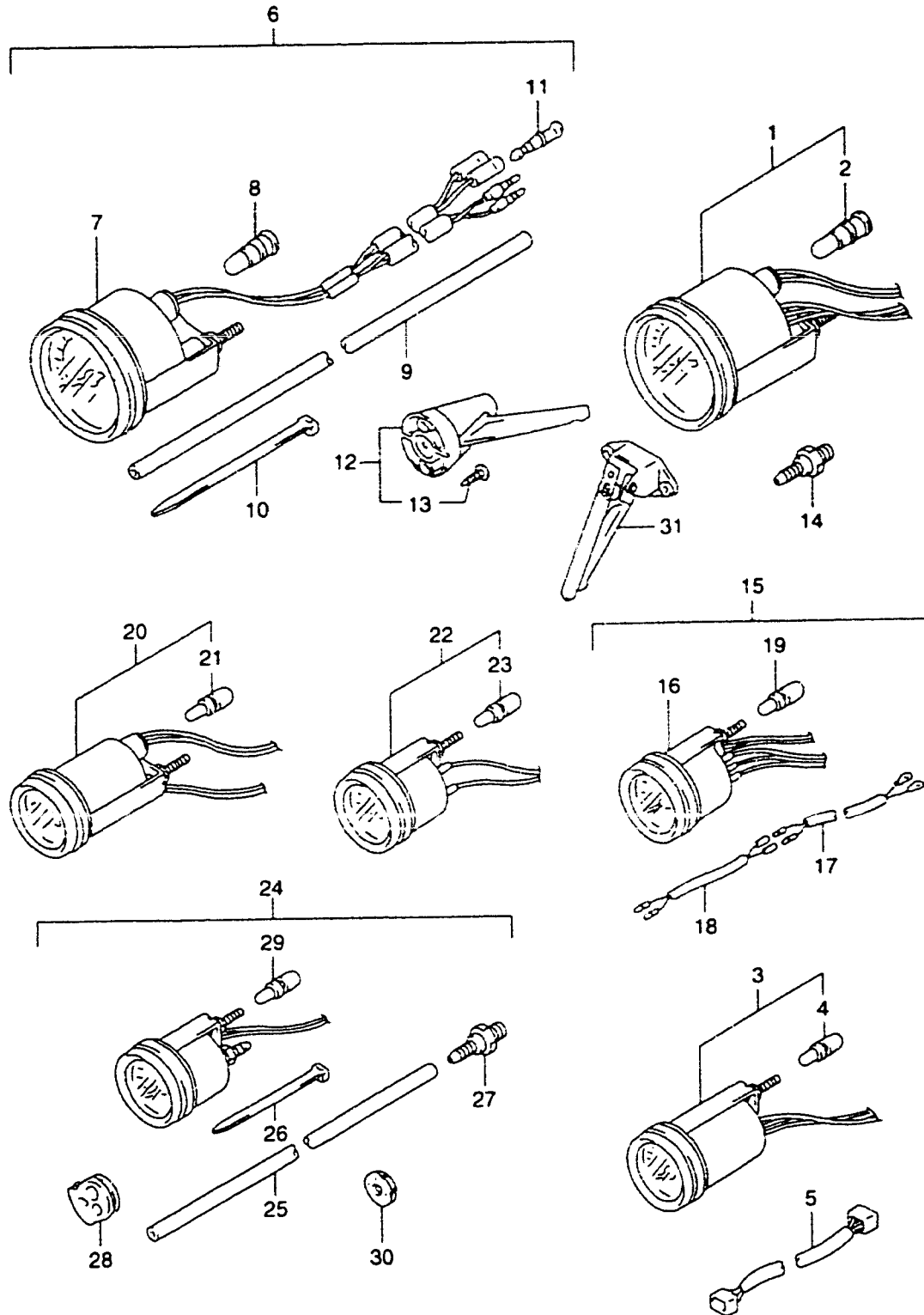


FIG.63 (1-3)

OPT:METER

QTY.

REF.NO.	PART NO.	DESCRIPTION	QTY.	REMARKS
24	34650-92E00	GAUGE ASSY, WATER PRESSURE	1	30PSI
25	34191-92E00	.TUBE	1	
26	09407-14407	.BAND	1	
27	34652-92E00	.UNION	1	
28	36658-95600	.GROMMET	1	
29	09471-12180	.BULB	1	
30	09320-08028	.GROMMET	1	
31	34190-87D00	SENDER ASSY, SPEEDOMETER	1	

FIG.64

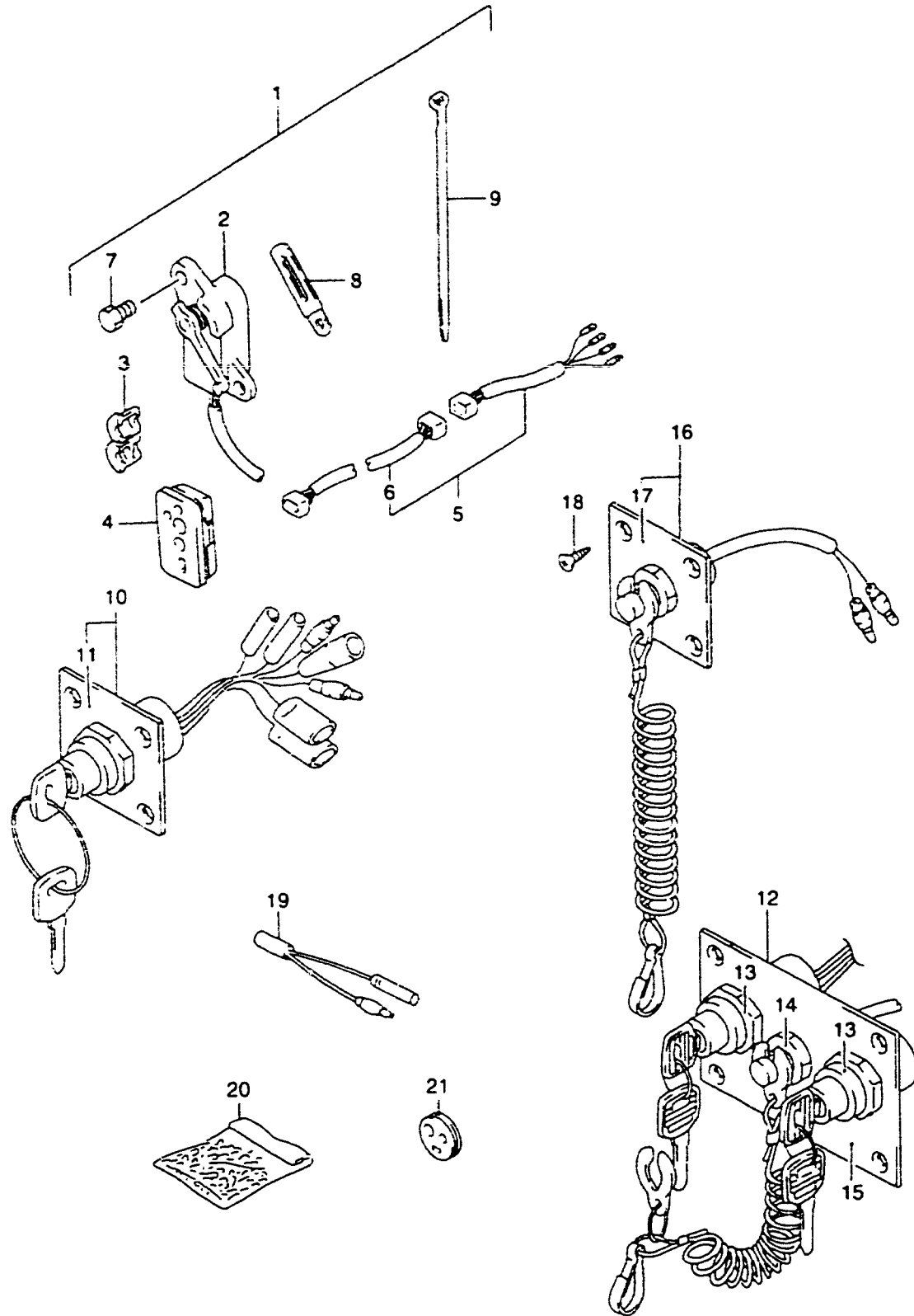


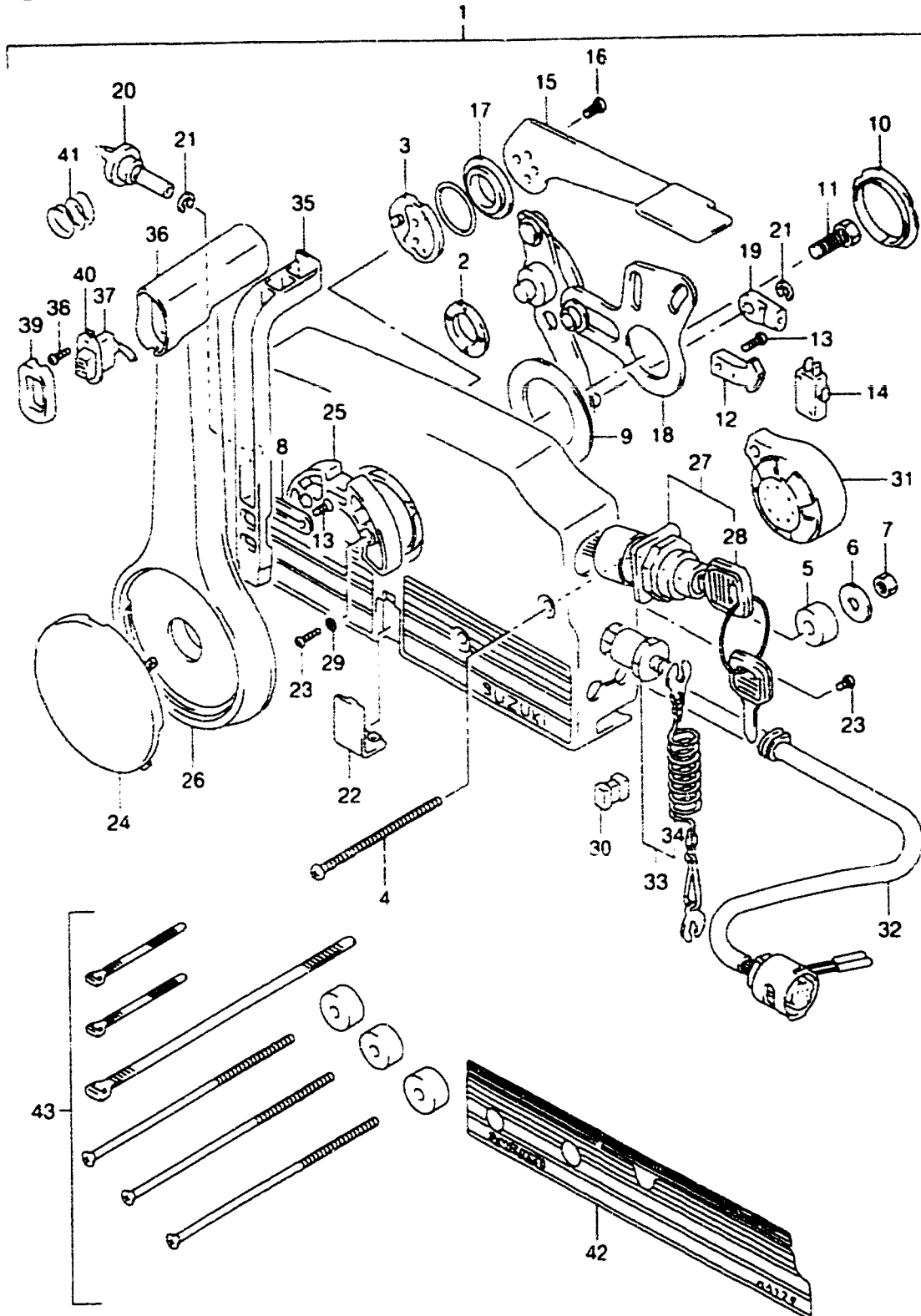
FIG.64 (1-4)

OPT: PANEL SWITCH

QTY.

REF.NO.	PART NO.	DESCRIPTION	QTY.	REMARKS
1	34804-94600	SENDER SET, TRIM	1	
2	34801-87D11	TRIM SENDER	1	
3	34803-94500	GROMMET, SENDER LEAD	1	
4	36656-94612	GROMMET, CABLE	1	
5	36680-92E00	WIRE ASSY, TRIM METER EXT	1	
6	36682-92E00	WIRE, TRIM METER EXT	1	
7	09100-06113	BOLT, TRIM SENDER (6X16)	2	
8	09404-06432	CLAMP, SENDER LEAD	1	
9-1	09407-14407	CLAMP, SENDER CONNECTOR	2	
9-2	09407-14403	CLAMP	1	
10	37100-92E00	PANEL ASSY, IGNITION SW	1	
11	37139-92E00	PANEL	1	
12	37100-92E12	PANEL ASSY, DUAL ENGINE SW	1	STD: COUNTER ROTATION
13	37110-92E01	SWITCH, IGNITION	2	
14	37820-92E90	SWITCH, EMERGENCY	1	
15	37139-92E10	PANEL	1	
16	37803-92E00	PANEL ASSY, EMERGENCY SW	1	
17	37825-92E00	PANEL	1	
18	03121-05163	SCREW	4	
19	34826-87D00	RESISTOR, AIR TEMP SENSOR	1	
20	36990-87D00	TERMINAL & SLEEVE SET	1	
21	36658-94701	GROMMET, CABLE	1	

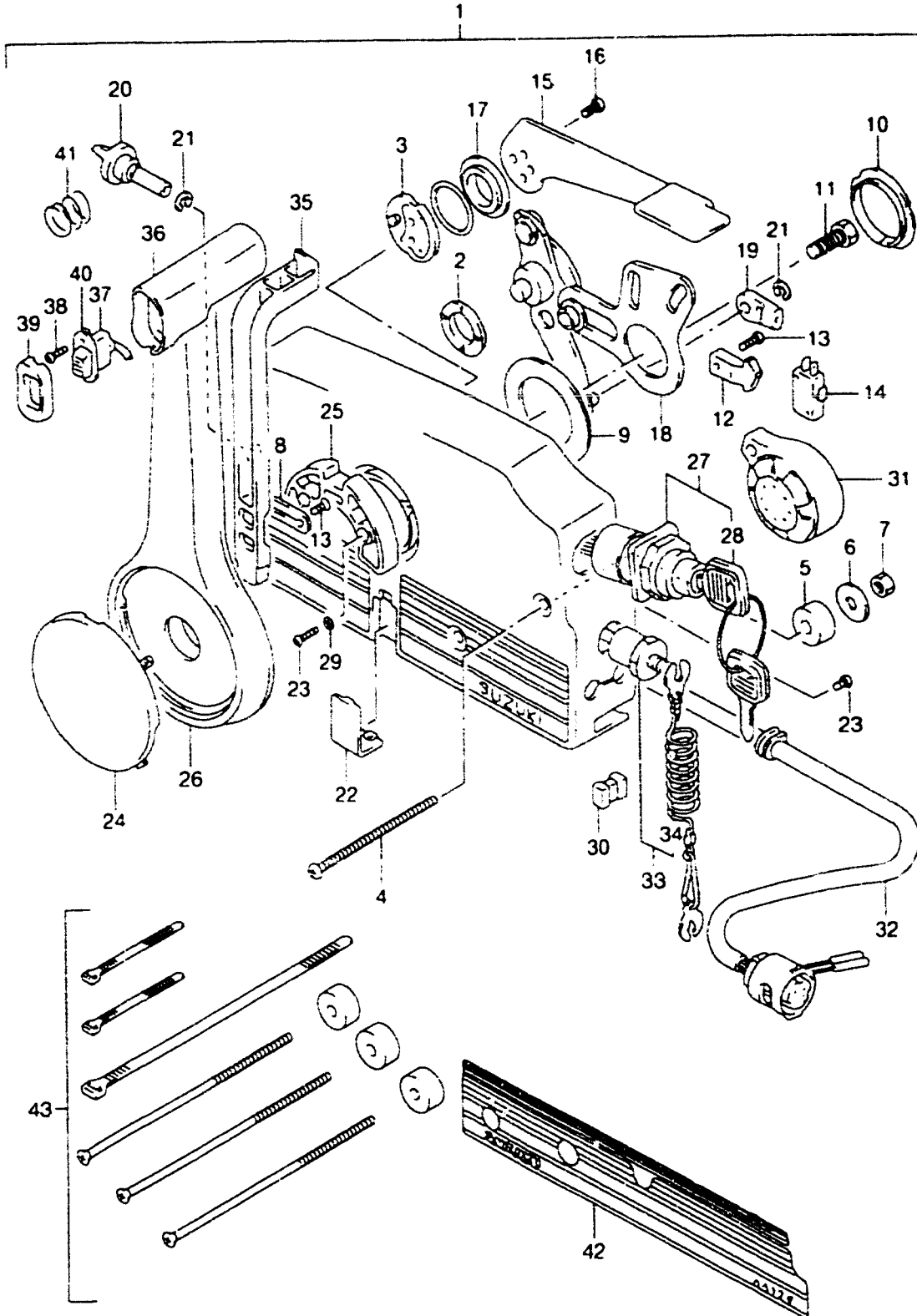
FIG.65



REF.NO.	PART NO.	DESCRIPTION	QTY.	REMARKS
1	67200-87D30-0ED	REMOTE CONTROL BOX ASSY	1	
2	67232-95600	BUSH	1	
3	67245-95600	DRUM ASSY, FREE THROTTLE	1	
4	67296-95600	SCREW	3	
5	57294-95600	SPACER	3	
6	09160-06104	WASHER	3	
7	09140-06020	NUT	3	
8	67258-87D00	BRACKET, NEUTRAL ARM	1	
9	67253-95600	WASHER	1	
10	67252-95600	BUSH	1	
11	09100-08232	BOLT (8X30)	1	
12	67214-95600	ACTUATOR	1	
13	67296-94300	SCREW	3	
14	37721-94600	SWITCH, NEUTRAL	1	
15	67241-95680	LEVER, FREE THROTTLE	1	
16	09126-05003	SCREW (5X12)	2	
17	67243-95600	BUSH	1	
18	67220-95620	PLATE ASSY	1	
19	67275-95600	END, CABLE	2	
20	67223-95600	KNOB, BRAKE ADJUST	1	
21	67292-94300	E RING	3	
22-1	67267-95610	COVER, WIRE	1	BLACK
22-2	67267-95600	COVER, WIRE	1	BLUE
23	67296-95610	SCREW	7	
24-1	67257-95610	CAP, LEVER	1	BLACK
24-2	67257-95600	CAP, LEVER	1	BLUE
25	67256-95600	HOLDER, NEUTRAL LOCK	1	
26	67251-95680	LEVER, HANDLE	1	
27	37110-92E01	SWITCH ASSY, IGNITION	1	
28-1	37141-92E00	KEY (11)	1	
28-2	37141-92E10	KEY (12)	1	
28-3	37141-92E20	KEY (13)	1	
28-4	37141-92E30	KEY (14)	1	

COLOR : 0ED (GRAY)

FIG.65

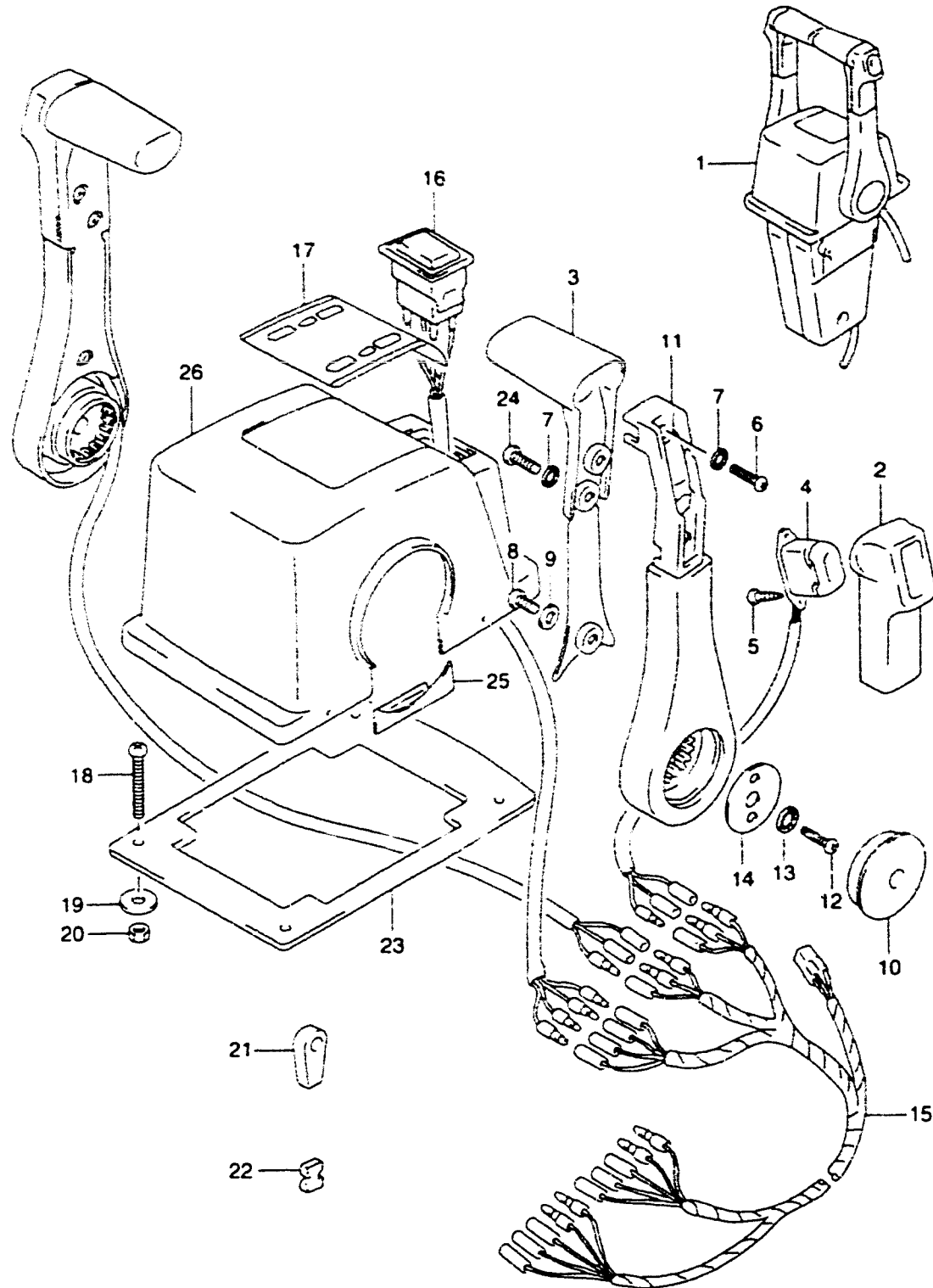


REF.NO.	PART NO.	DESCRIPTION	QTY.	REMARKS
28-5	37141-92E40	KEY (15)	1	
28-6	37141-92E50	KEY (16)	1	
28-7	37141-92E60	KEY (17)	1	
28-8	37141-92E70	KEY (18)	1	
28-9	37141-92E80	KEY (19)	1	
28-10	37141-92E90	KEY (20)	1	
29	67297-95600	WASHER	2	
30	67273-95600	SPACER	1	
31	38500-92X50	BUZZER	1	
32	36620-92E00	WIRING HARNESS	1	
33	37820-92E00	SWITCH ASSY. EMERGENCY	1	
34	37823-92E00	PLATE	1	
35	67255-95600	ARM, NEUTRAL LOCK	1	
36	67261-95600	GRIP	1	
37	37860-94610	SWITCH, TRIM	1	
38	09139-02003	SCREW (2X6.0)	2	
39	67263-95600	CAP. GRIP	1	
40	37869-95590	CAP. TRIM SWITCH	1	
41	67259-87D00	SPRING, NEUTRAL ARM	1	
42	67282-95610	DECAL, REMOCON BOX PORT	1	OPT, BLACK
43	67140-95600	ATTACHMENT, TWIN REMOCON KIT	1	OPT

FIG.66

FIG 66 (1-7)

OPT:TOP MOUNT DUAL (1)



REF.NO.	PART NO.	DESCRIPTION	QTY.	REMARKS
1	67200-92E12	REMOTE CONTROL ASSY	1	
2	67261-92E00	GRIP, NO.1	2	
3	67263-92E00	GRIP, NO.2	2	
4	37850-92E21	SWITCH ASSY, PTT	1	
5	57295-92E10	SCREW	4	
6	67296-88D10	SCREW	2	
7	67288-92E20	WASHER	6	
8	67296-92E70	SCREW	2	
9	67288-92E40	WASHER	2	
10	67257-92E00	CAP. LEVER	2	
11	67251-92E00	LEVER, HANDLE	2	
12	67296-92E60	SCREW	4	
13	67288-92E30	WASHER	4	
14	67253-92E00	WASHER	2	
15	36890-92E10	WIRE HARNESS	1	
16	37220-92E00	SWITCH ASSY, MODE CHANGING	1	
17	67282-92E00	DECAL	1	
18	67296-92E30	SCREW	4	
19	09160-05024	WASHER	4	
20	67287-92E00	NUT	4	
21	67275-95600	END, CABLE	4	
22	67273-95600	SPACER	2	
23	67273-92E10	GROMMET	1	
24	67295-92E00	SCREW	4	
25	67271-92E00	COVER	2	
26	67211-92E10	COVER	1	

FIG.67

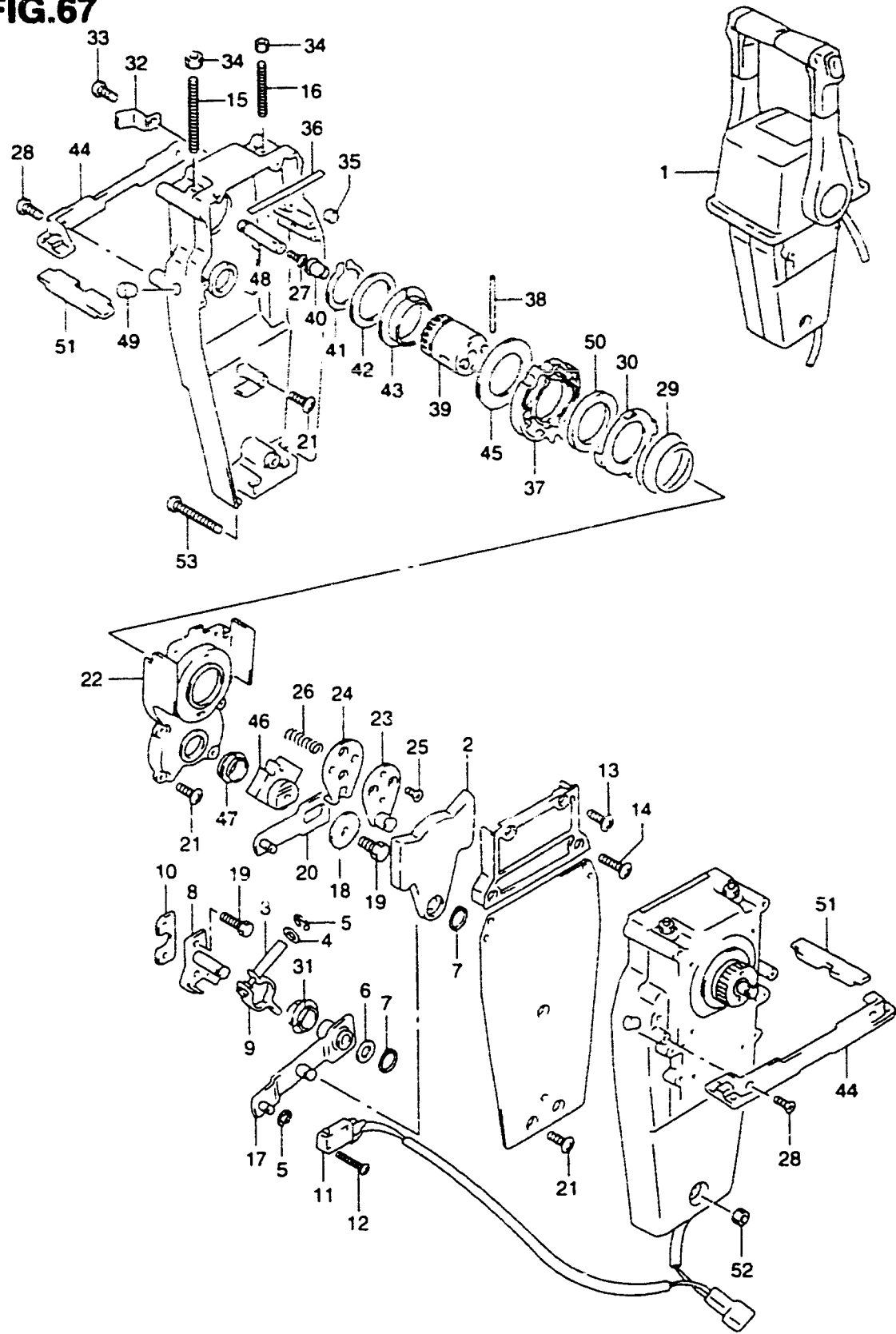


FIG.67 (1-8)

OPT.TOP MOUNT DUAL (2)

REF.NO.	PART NO.	DESCRIPTION	QTY.	REMARKS
1	67200-92E12	REMOTE CONTROL ASSY, TWIN	1	
2	67222-92E00	DUAL PLATE	2	
3	67223-92E00	BRAKE ADJUST	2	
4	67288-92E00	WASHER	2	
5	67292-94300	E RING	8	
6	67288-92E10	WASHER	2	
7	67291-92E00	SNAP RING	4	
8	67221-92E00	SHIFT ASSY	2	
9	67224-92E00	BRAKE ARM ASSY	2	
10	67294-92E00	SPACER	2	
11	37721-92E10	SWITCH ASSY. N/R	1	
12	67296-92E10	SCREW	4	
13	67296-88D10	SCREW	4	
14	67296-92E20	SCREW	4	
15	67226-92E00	BOLT, STOPPER FRONT	2	
16	67226-92E10	BOLT, STOPPER RR	2	
17	67240-92E00	ARM ASSY, THROTTLE	2	
18	67228-92E00	WASHER	2	
19	67286-92E00	BOLT	6	
20	67230-92E00	ARM ASSY, SHIFT	2	
21	09125-05042	SCREW	16	5X10
22	67234-92E00	CA.E, GEAR	2	
23	67245-92E00	LEVER ASSY, THROTTLE	2	
24	67227-92E00	STOPPER	2	
25	09126-06006	SCREW	4	
26	67225-92E00	SPRING	2	
27	09125-04004	SCREW	2	
28	67296-95610	SCREW	4	
29	67233-92E00	SPRING	2	
30	67235-92E00	PLATE, SHIFT LOCK	2	
31	67232-95620	BUSH	2	
32	67269-92E00	BRACKET	2	
33	67296-88D10	SCREW	2	
34	09140-06020	NUT	4	
35	67236-92E00	ROLLER	2	
36	67237-92E01	SPRING	12	

FIG.67

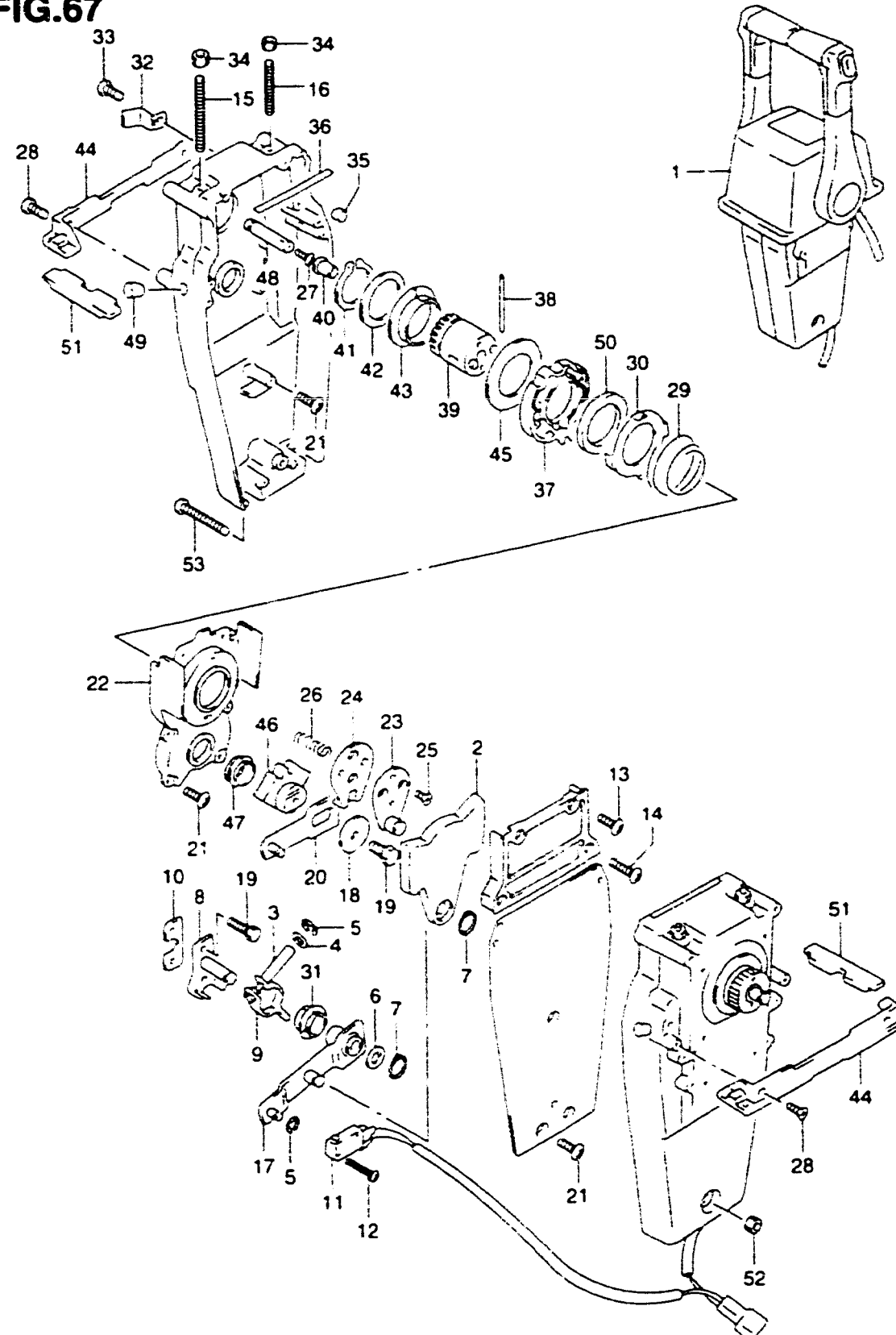


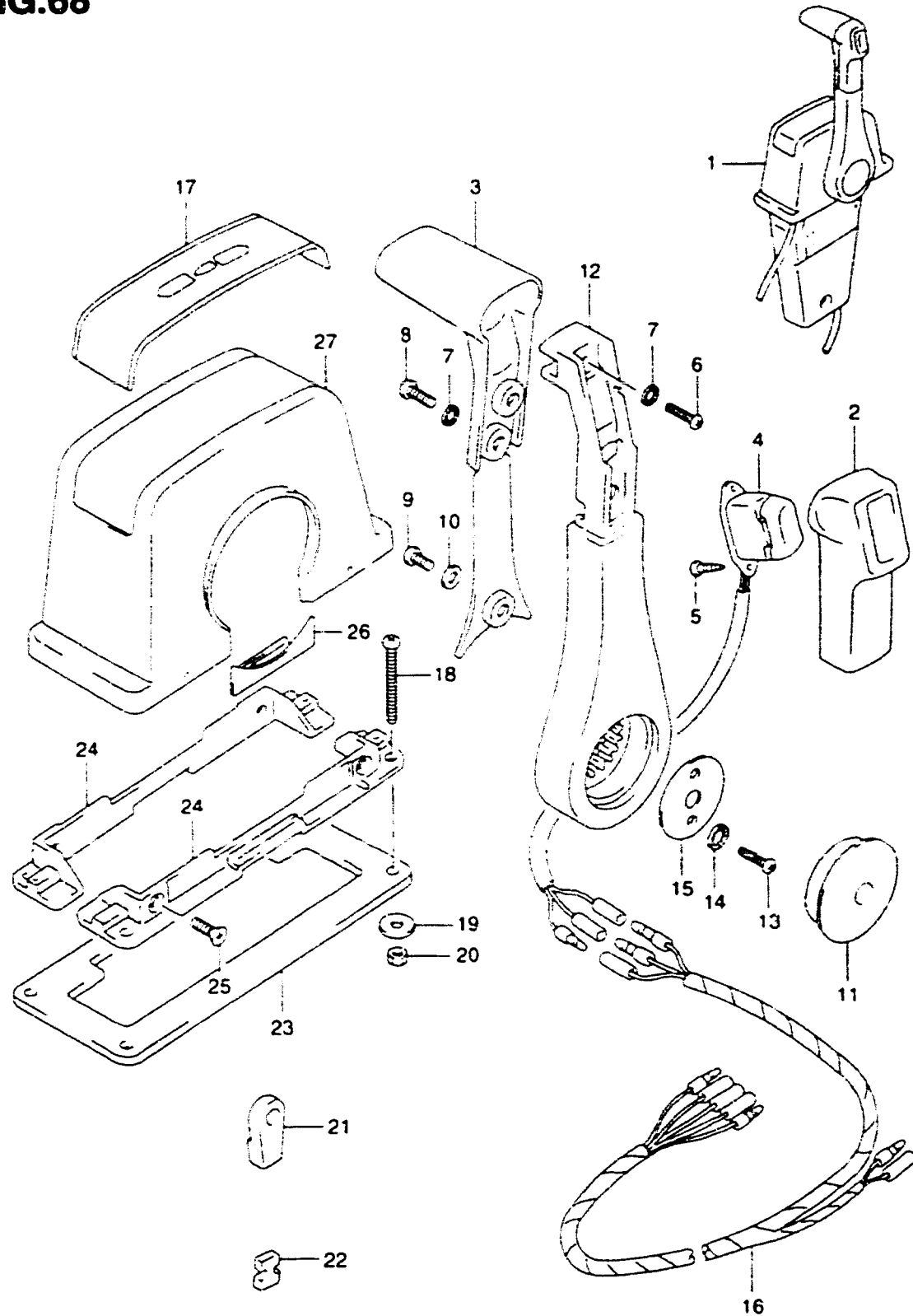
FIG 67 (1- 9)

OPT.TOP MOUNT DUAL (2)

REF.NO.	PART NO.	DESCRIPTION	QTY.	REMARKS
37	67238-92E00	GEAR, DRIVE	2	
38	67239-92E00	PIN	2	
39	67246-92E00	SHAFT, DRIVE	2	
40	67252-92E00	BUSH	2	
41	67291-92E10	SNAP RING	2	
42	67253-92E10	WASHER	2	
43	67252-92E10	BUSH	2	
44	67274-92E00	FLANGE	2	
45	67253-95600	WASHER	2	
46	67231-92E00	GEAR, SHIFT	2	
47	67232-95600	BUSH	2	
48	67241-92E00	ROD, FREE ACC	2	
49	67243-92E00	GROMMET	2	
50	67239-92E10	PLATE, SHIFT PIN	2	
51	67272-92E10	SEAL, FLANGE	2	
52	67287-92E10	NUT	1	
53	67296-92E80	SCREW	3	

QTY.

FIG.68



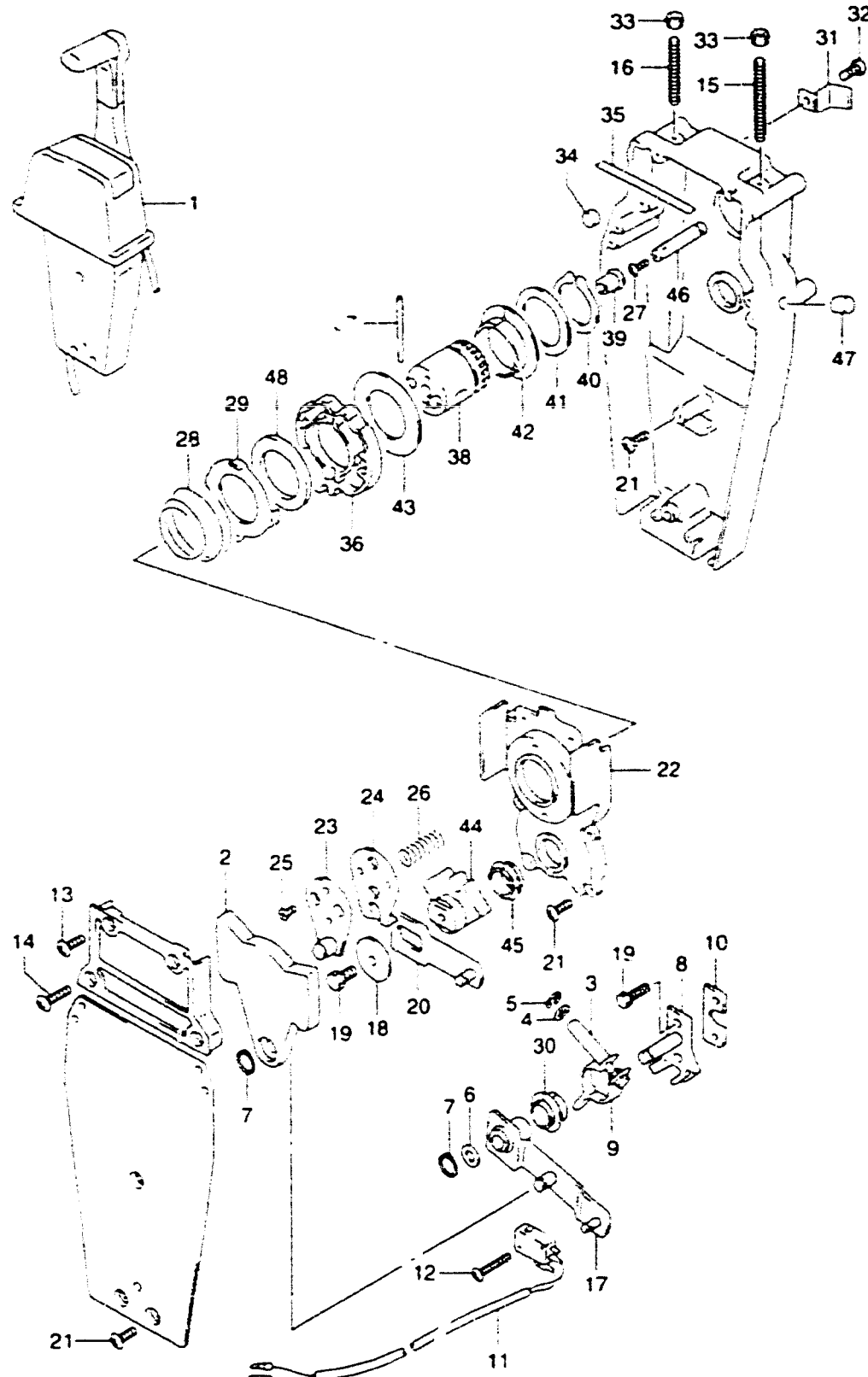
REF.NO.	PART NO.	DESCRIPTION	QTY.	REMARKS
1	67200-92E02	REMOTE CONTROL ASSY	1	
2	67261-92E00	GRIP, NO.1	1	
3	67263-92E00	GRIP, NO.2	1	
4	37850-92E21	SWITCH ASSY, PTT	1	
5	67295-92E10	SCREW	2	
6	67296-88D10	SCREW	1	
7	67288-92E20	WASHER	3	
8	67295-92E00	SCREW	2	
9	67296-92E70	SCREW	1	
10	67288-92E40	WASHER	1	
11	67257-92E00	CAP, LEVER	1	
12	67251-92E00	LEVER, HANDLE	1	
13	67296-92E60	SCREW	2	
14	67288-92E30	WASHER	2	
15	67253-92E00	WASHER	1	
16	36890-92E00	WIRE HARNESS	1	
17	67281-92E00	DECAL	1	
18	67296-92E30	SCREW	4	
19	09160-05024	WASHER	4	
20	67287-92E00	NUT	4	
21	67275-95600	END, CABLE	2	
22	67273-95600	SPACER	1	
23	67273-92E00	GROMMET	1	
24	67274-92E00	FLANGE	2	
25	67296-95610	SCREW	4	
26	67271-92E00	COVER	1	
27	67211-92E00	COVER	1	

FIG.69

FIG 69 (1-11)

OPT TOP MOUNT SINGLE (2)

QTY.



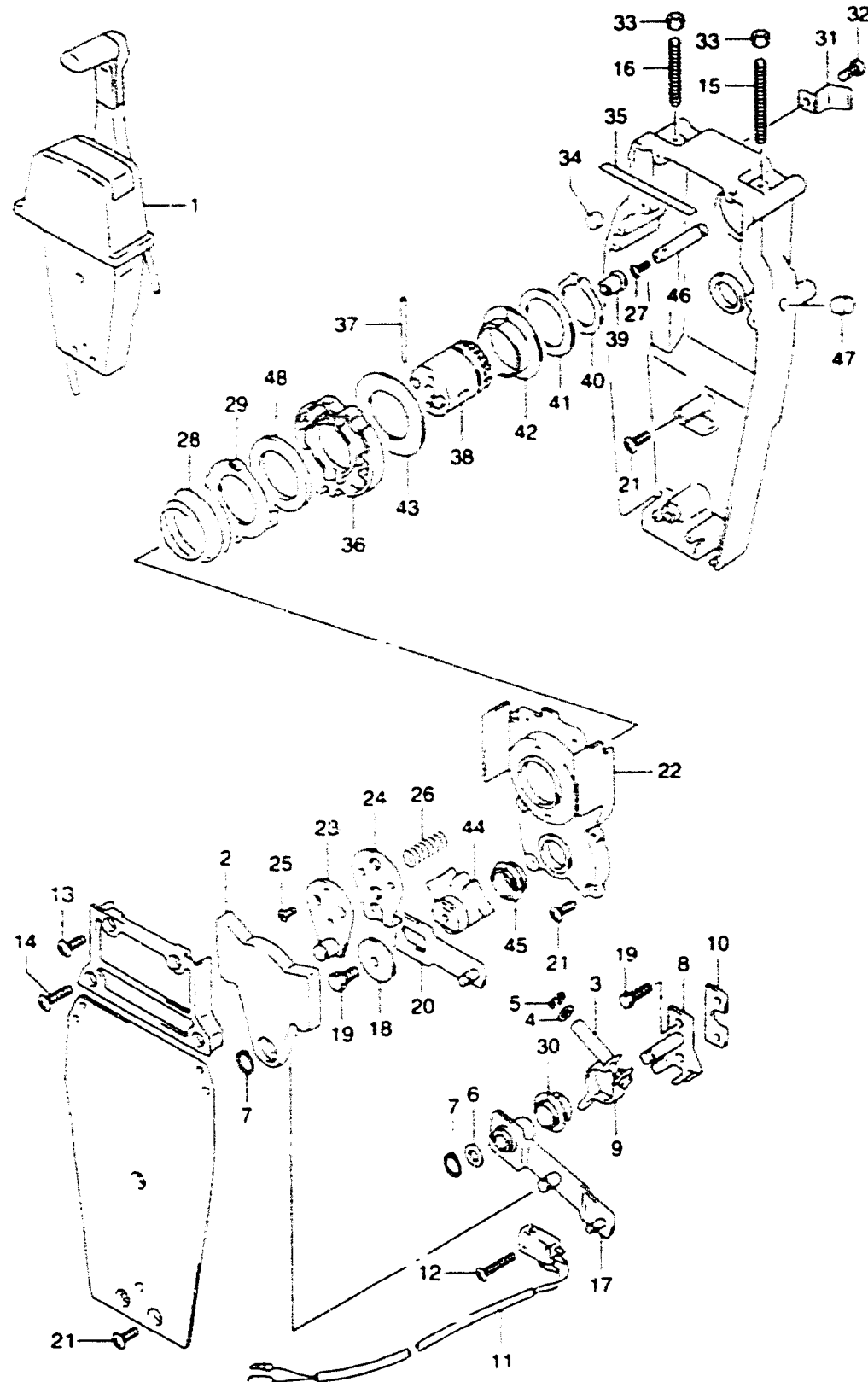
REF.NO.	PART NO.	DESCRIPTION	QTY.	REMARKS
1	67200-92E02	REMOTE CONTROL ASSY. SINGLE	1	
2	67222-92E00	DUAL PLATE	1	
3	67223-92E00	BRAKE ADJUST	1	
4	67288-92E00	WASHER	1	
5	67292-94300	E RING	4	
6	67288-92E10	WASHER	1	
7	67291-92E00	SNAP RING	2	
8	67221-92E00	SHIFT ASSY	1	
9	57224-92E00	BRAKE ARM ASSY	1	
10	67294-92E00	SPACER	1	
11	37721-92E20	SWITCH ASSY. N/R	1	
12	67296-92E10	SCREW	2	3X15
13	67296-88D10	SCREW	2	5X16
14	67296-92E20	SCREW	2	5X25
15	67226-92E00	BOLT. STOPPER FRONT	1	
16	67226-92E10	BOLT. STOPPER RR	1	
17	67240-92E00	ARM ASSY. THROTTLE	1	
18	67228-92E00	WASHER	1	
19	67286-92E00	BOLT	3	6X18
20	67230-92E00	ARM ASSY. SHIFT	1	
21	09125-05042	SCREW	9	5X10
22	67234-92E00	CASE. GEAR	1	
23	67245-92E00	LEVER ASSY. THROTTLE	1	
24	67227-92E00	STOPPER	1	
25	09126-06006	SCREW	2	6X20
26	67225-92E00	SPRING	1	
27	09125-04004	SCREW	1	4X6
28	67233-92E00	SPRING	1	
29	67235-92E00	PLATE. SHIFT LOCK	1	
30	67232-95620	BUSH	1	
31	67269-92E00	BRACKET	1	
32	67296-88D10	SCREW	1	
33	09140-06020	NUT	2	
34	67236-92E00	ROLLER	1	
35	67237-92E01	SPRING	6	

FIG.69

FIG.69 (1-12)

OPT TOP MOUNT SINGLE (2)

QTY.



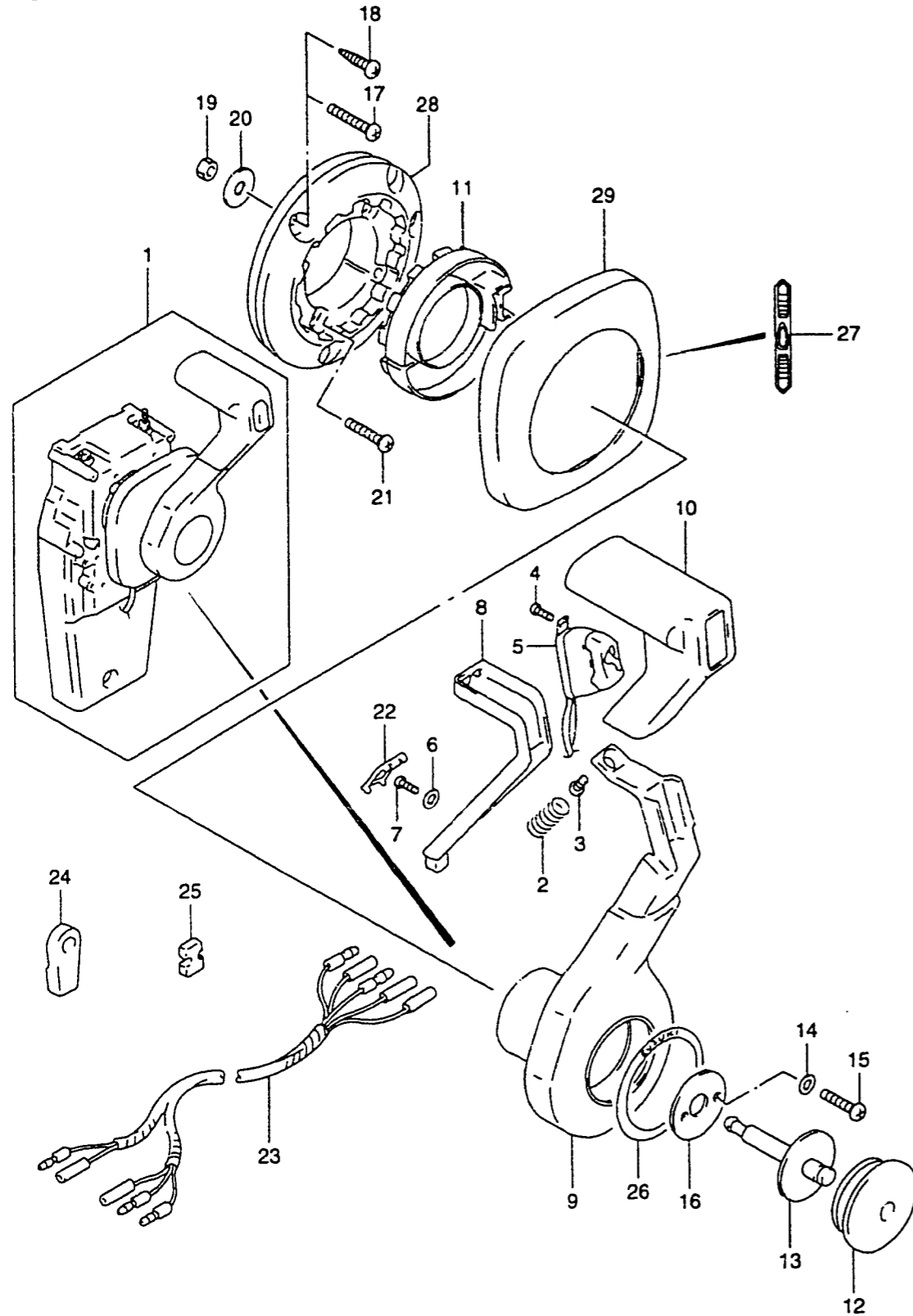
REF.NO.	PART NO.	DESCRIPTION	QTY.	REMARKS
36	67238-92E00	GEAR, DRIVE	1	
37	67239-92E00	PIN	1	
38	67246-92E00	SHIFT, DRIVE	1	
39	67252-92E00	BUSH	1	
40	67291-92E10	SNAP RING	1	
41	67253-92E10	WASHER	1	
42	67252-92E10	BUSH	1	
43	67253-95600	WASHER	1	
44	67231-92E00	GEAR, SHIFT	1	
45	67232-95600	BUSH	1	
46	67241-92E00	ROD, FREE ACC	1	
47	67243-92E00	GROMMET	1	
48	67239-92E10	PLATE, SHIFT PIN	1	

FIG.70

FIG.70 (J-2)

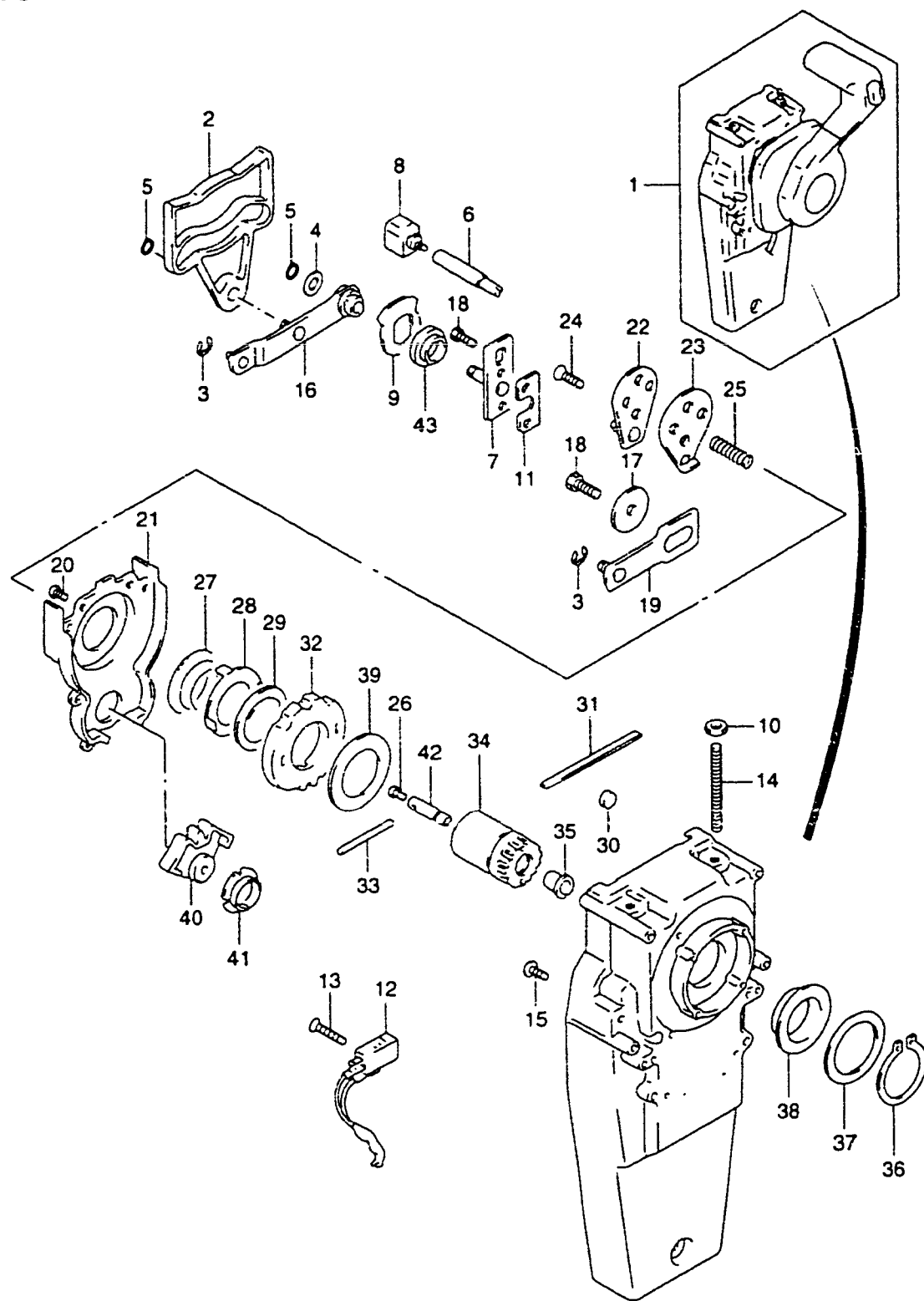
OPT: CONCEALED REMOCON (1)

QTY.



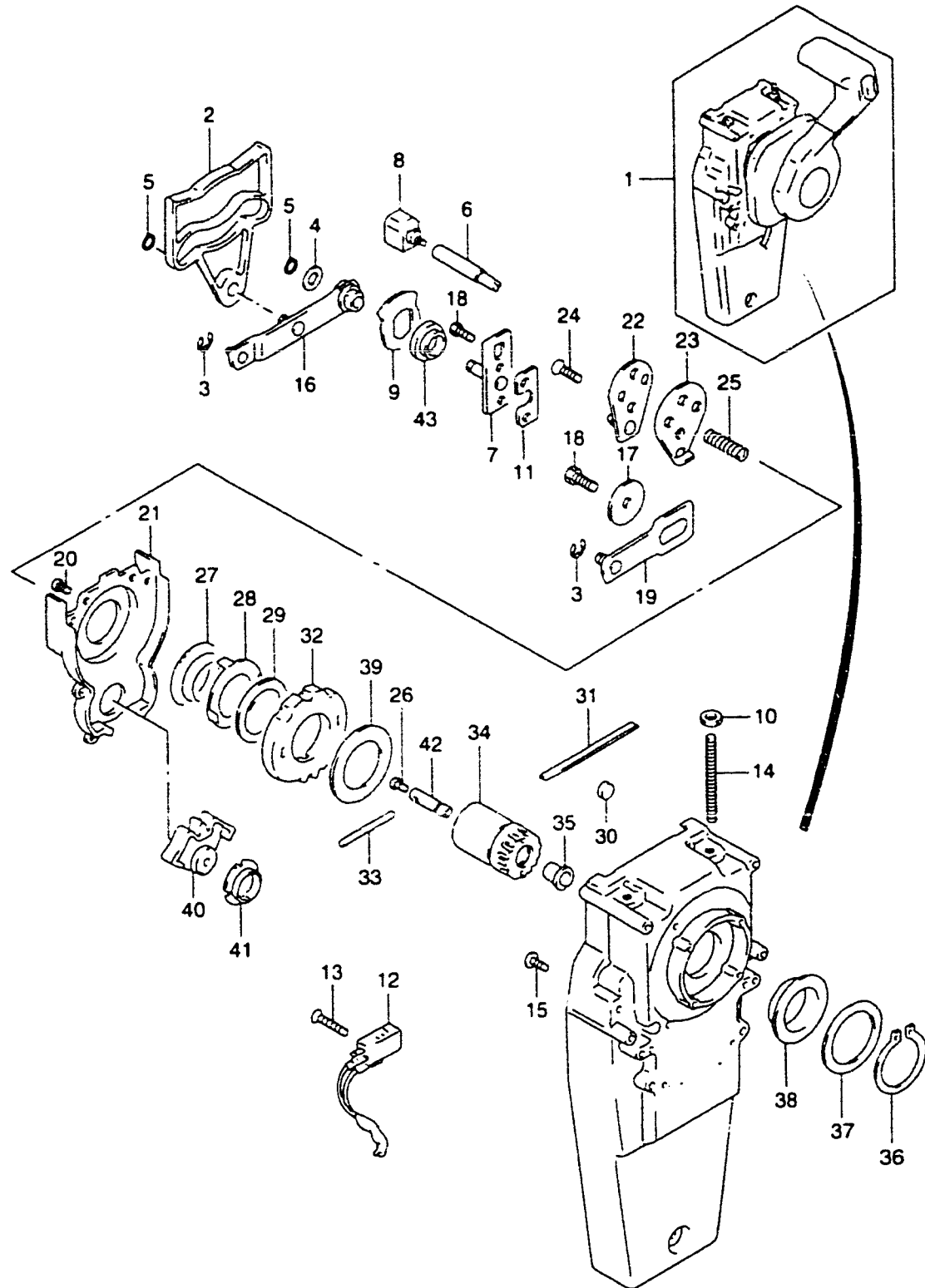
REF.NO.	PART NO.	DESCRIPTION	REMARKS
1	67200-92E51	REMOTE CONTROL ASSY, CONCEALD	1
2	67298-92E50	.SPRING	1
3	67296-94310	.SCREW	1
4	67295-92E10	.SCREW (3X12)	2
5	37850-92E21	.SWITCH ASSY, PTT	1
6	67288-92E60	.WASHER	1
7	09125-04021	.SCREW (4X20)	1
8	67255-92E50	.ARM, NEUTRAL LOCK	1
9	67251-92E50	.LEVER	1
10	67261-92E50	.GRIP	1
11	67256-92E50	.HOLDER, NEUTRAL LOCK	1
12	67257-92E00	.CAP, LEVER	1
13	67242-92E50	.SHAFT, FREE ACC	1
14	67288-92E20	.WASHER	6
15	67296-88D10	.SCREW (5X16)	4
16	67288-92E70	.WASHER	1
17	67296-88D20	.SCREW (6X35)	3
18	67295-92E50	.SCREW (6X30)	3
19	67287-92E50	.NUT	3
20	09160-06104	.WASHER	3
21	67296-88D30	.SCREW (5X30)	4
22	67254-92E50	.COVER, LOCK ARM	1
23	36890-92E00	.WIRING ASSY	1
24	67275-95600	.ENG CABLE	2
25	67273-95600	.SPACER	1
26	67283-92E50	.DECAL, LEVER	1
27	67284-92E50	.DECAL, CLUTCH	1
28	67274-92E50	.BASE	1
29	67211-92E50	.COVER	1

FIG.71



REF.NO.	PART NO.	DESCRIPTION	QTY.	REMARKS
1	67200-92E51	REMOTE CONTROL ASSY, CONCEALD	1	
2	67222-92E50	DUEL PLATE	1	
3	67292-94300	E RING	3	
4	67288-92E10	WASHER	1	
5	67291-92E00	SNAP RING	2	
6	67223-92E50	BRAKE ADJUST	1	
7	67221-92E50	HOLDER ASSY	1	
8	67224-92E50	BRAKE SHOE ASSY	1	
9	67225-92E50	DISK, BRAKE	1	
10	09140-06020	NUT	2	
11	67294-92E00	SPACER	1	
12	37721-92E20	SWITCH ASSY, NEUTRAL	1	
13	67296-92E10	SCREW (3X15)	2	
14	67226-92E50	BOLT, STOPPER	2	
15	67296-92E20	SCREW (5X25)	2	
16	67240-92E50	ARM ASSY, THROTTLE	1	
17	67228-92E00	WASHER	1	
18	67286-92E00	BOLT (6X18)	3	
19	67230-92E00	ARM ASSY, SHIFT	1	
20	09125-05042	SCREW (5X10)	11	
21	67234-92E00	GEAR CASE	1	
22	67245-92E00	LEVER ASSY, THROTTLE	1	
23	67227-92E00	STOPPER	1	
24	67296-88D10	SCREW (6X20)	2	
25	67225-92E00	SPRING	1	
26	09125-04004	SCREW (4X6)	1	
27	67233-92E00	SPRING	1	
28	67235-92E00	PLATE, SHIFT LOCK	1	
29	67239-92E10	PLATE, SHIFT PIN	1	
30	67236-92E00	ROLLER	1	
31	67237-92E01	SPRING	5	
32	67238-92E50	GEAR, DRIVE	1	
33	67239-92E00	PIN	1	
34	67246-92E50	SHAFT, DRIVE	1	

FIG.71



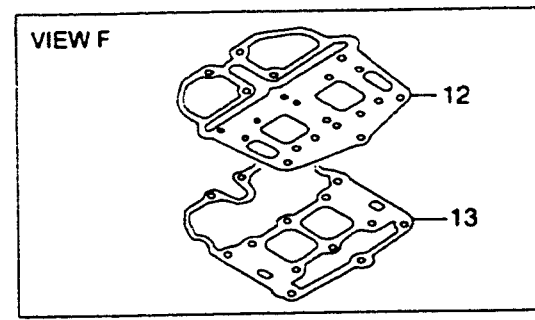
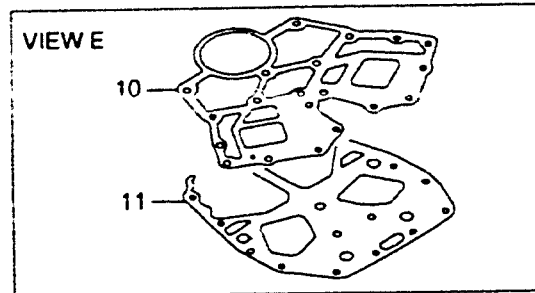
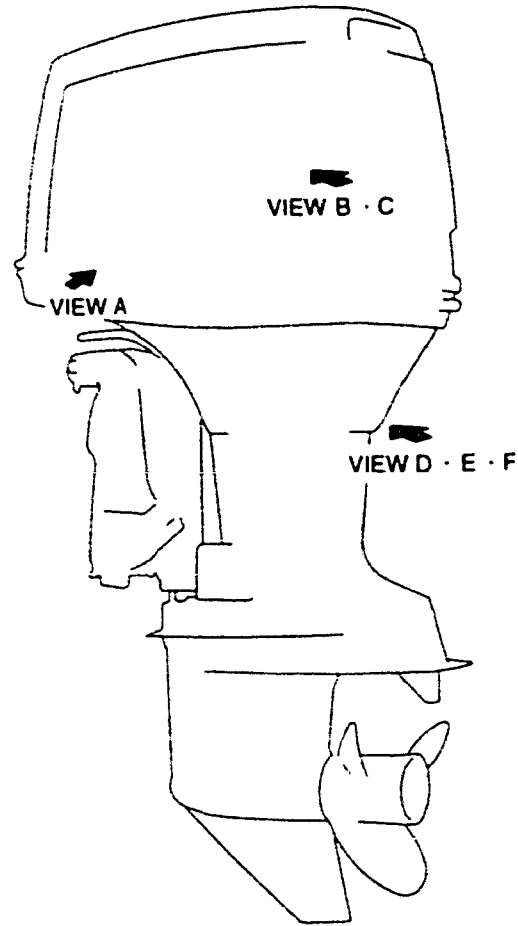
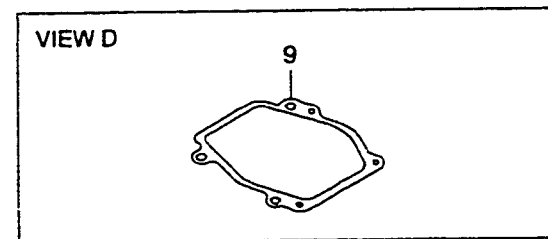
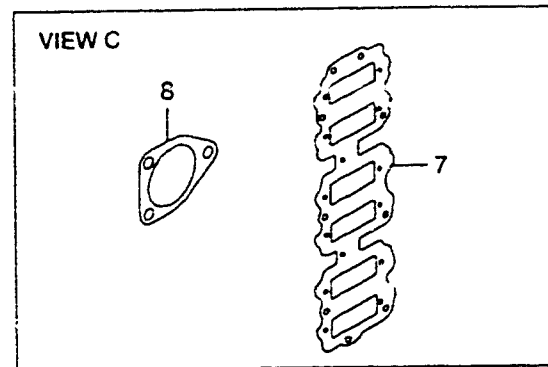
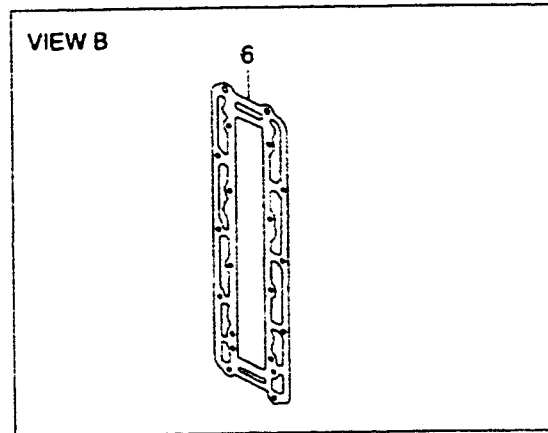
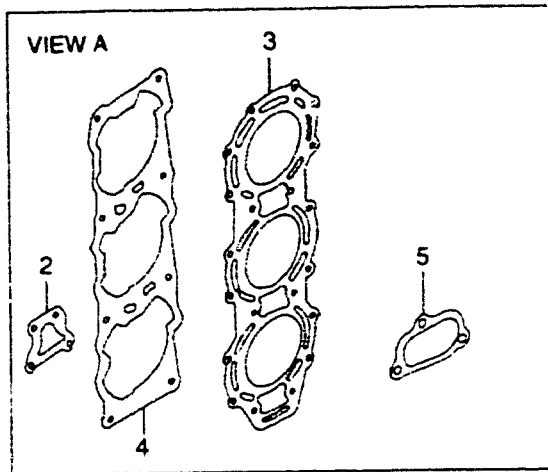
REF.NO.	PART NO.	DESCRIPTION	QTY.	REMARKS
35	67252-92E00	BUSH	1	
36	67291-92E10	SNAP RING	1	
37	67253-92E10	WASHER	1	
38	67252-92E10	BUSH	1	
39	67253-95600	WASHER	1	
40	67231-92E00	GEAR. SHIFT	1	
41	67232-95600	BUSH	1	
42	67241-92E50	ROD. FREE ACC	1	
43	67232-92E50	BUSH	1	

FIG.72

FIG.72 (J-5)

OPTIONAL : GASKET SET (DT150,200)

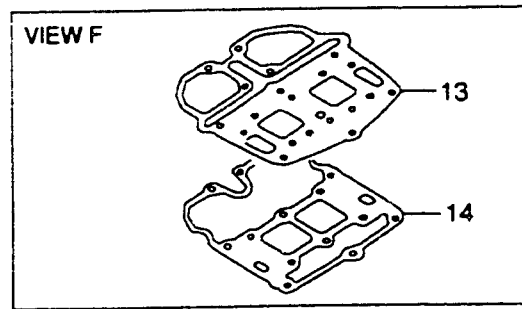
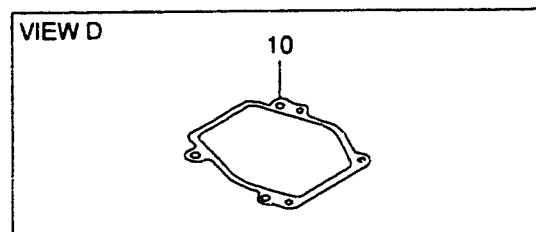
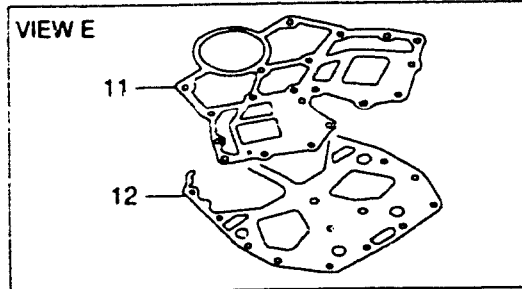
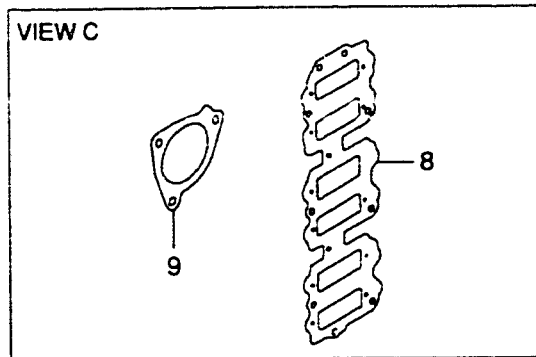
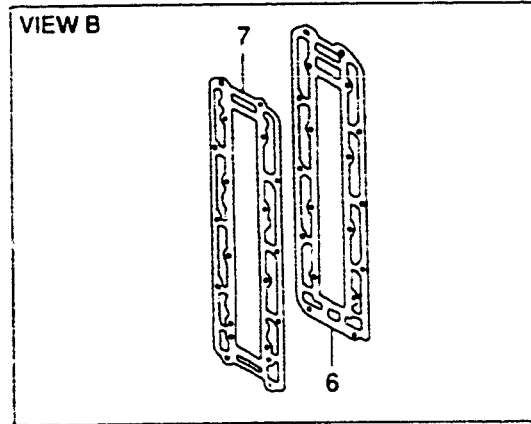
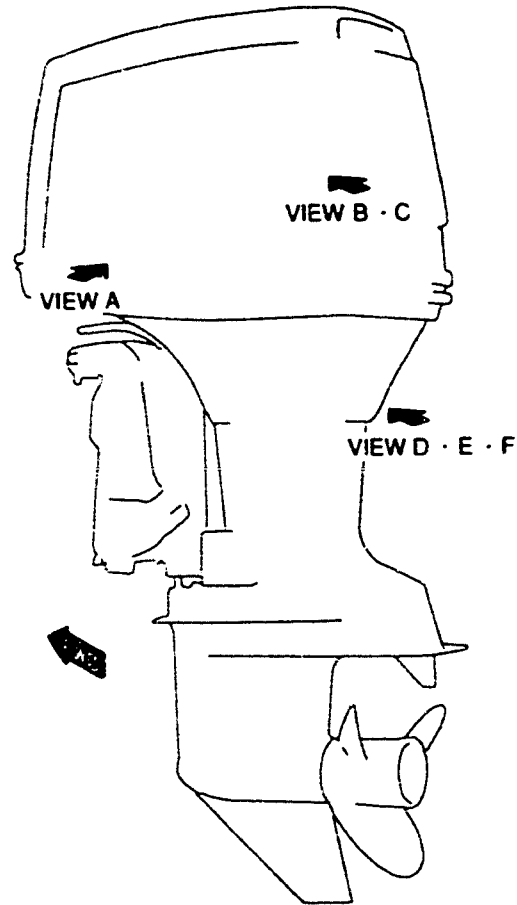
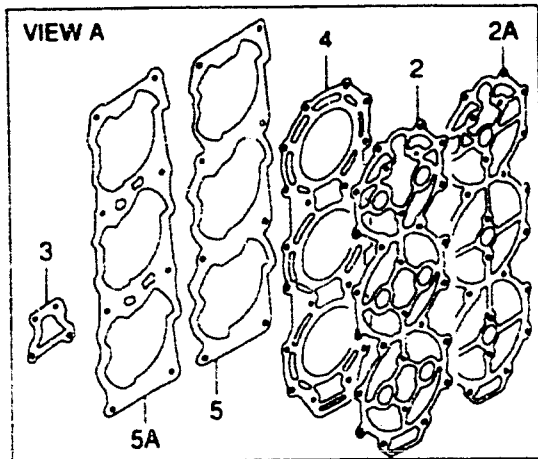
QTY.



REF.NO.	PART NO.	DESCRIPTION	QTY.	REMARKS
1	11400-88860	GASKET SET	1	
2	17685-87D10	GASKET, THERMOSTAT COVER	2	
3	11141-87D40	GASKET, CYLINDER HEAD	2	
4	11228-88D21	GASKET, CYLINDER	2	
5	17616-88D00	GASKET, PRESSURE VALVE CASE	1	
6	14153-88D00	GASKET, EXHAUST PLATE	2	
7	13121-92E11	GASKET, INLET CASE	1	
8	13125-88D00	GASKET, THROTTLE BODY	1	
9	17472-87D10	GASKET, PUMP CASE UNDER	1	
10	11433-87D30	GASKET, UNDER OIL SEAL	1	
11	51211-87D30	GASKET, ENGINE HOLDER	1	
12	52231-87D30	GASKET, EXHAUST MANIFOLD	1	
13	52331-87D30	GASKET, EXHAUST TUBE HOUSING	1	

REFER TO FIG.73 (J-6) FOR DT225

FIG.73



REF.NO.	PART NO.	DESCRIPTION	QTY.	REMARKS
1	11400-92804	GASKET SET	1	
2	11162-92E11	GASKET, CYLINDER HEAD COVER	2	DT225EFI
2A	11162-92E00	GASKET, CYLINDER HEAD COVER	2	DT200EFI
3	17685-87D10	GASKET, THERMOSTAT COVER	2	
4	11141-87D31	GASKET, CYLINDER HEAD	2	
5	11228-92E01	GASKET, CYLINDER (D:95.4)	2	N/F.R.S
5A	*1228-88D21	GASKET, CYLINDER	2	MODEL:94,95,W/F.R.S
6	14151-87D10	GASKET, EXHAUST COVER	2	-MODEL:94
7	14153-88D00	GASKET, EXHAUST PLATE	2	
8	13121-92E11	GASKET, INLET CASE	1	
9	13125-92E10	GASKET, THROTTLE BODY	1	
10	17472-87D10	GASKET, PUMP CASE UNDER	1	
11	11433-87D30	GASKET, UNDER OIL SEAL	1	
12	51211-87D30	GASKET, ENGINE HOLDER	1	
13	52231-87D30	GASKET, EXHAUST MANIFOLD	1	
14	52331-87D30	GASKET, EXHAUST TUBE HOUSING	1	

FIG.74

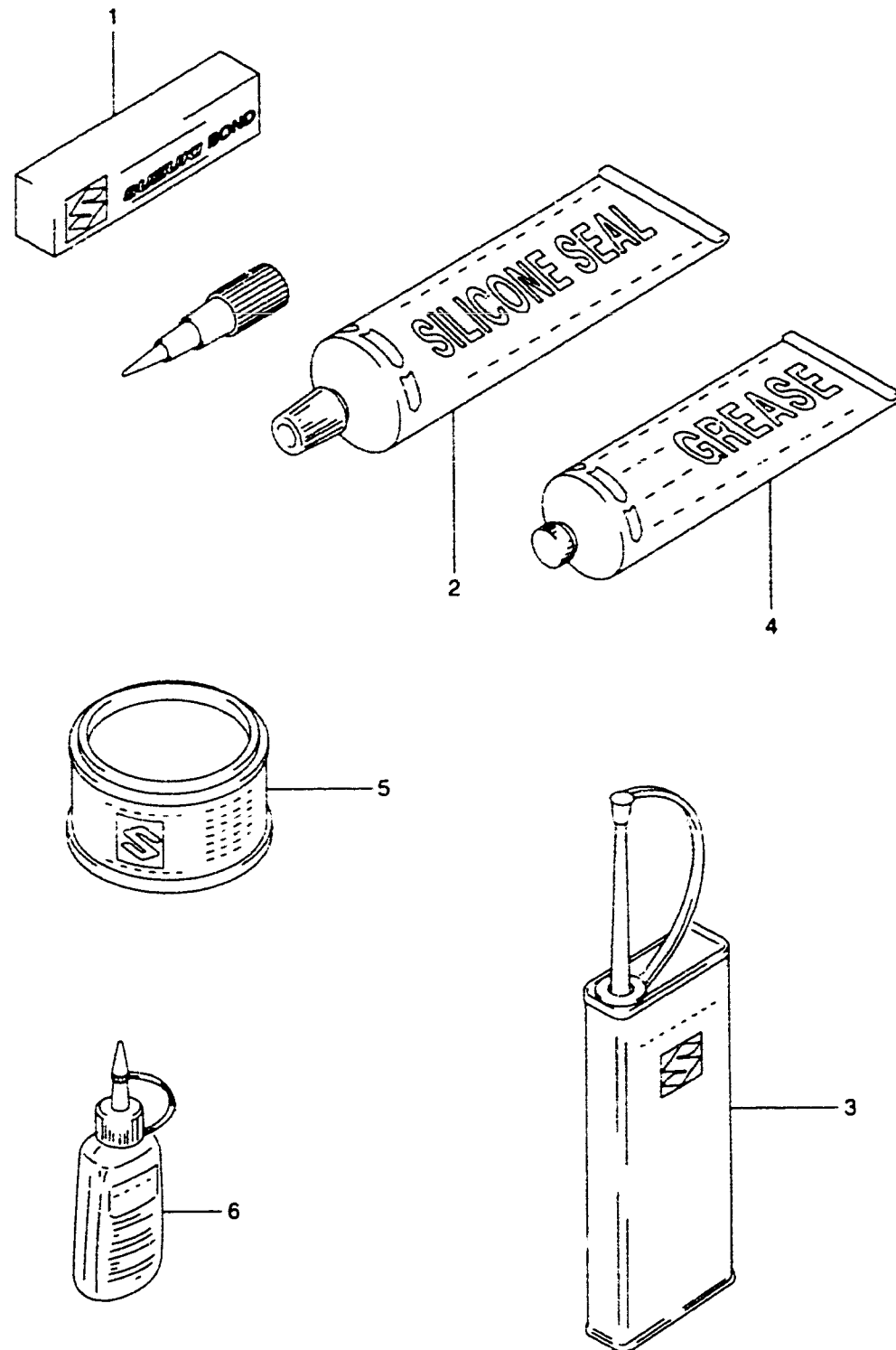


FIG.74 (J-7)

OPTIONAL

QTY.

REF.NO.	PART NO.	DESCRIPTION	QTY.	REMARKS
1-1	99104-31140	LIQUID GASKET (1207B)	1	FOR CRANKCASE
1-2	99000-31120	SILICONE SEAL	1	50G, FOR GEAR CASE
2	99000-31030	SILICONE SEALANT	1	50G, FOR GEAR CASE
3	99000-32040	CEMENT, THREAD LOCK	1	200G
4	99000-25160	GREASE, WATER RESISTANT	1	250G
5	99000-25010	SUPER GREASE A	1	450G, FOR CRANK OIL SEAL
6-1	99000-32050	THREAD LOCK CEMENT	1	50G (1342)
6-2	99000-32020	THREAD LOCK CEMENT, SUPER	1	50G (1333B)
7-1	99011-87D50-03A	MANUAL, OWNER'S	1	MODEL:98 DRAWING NOT SHOWN
7-2	99011-87D52-03A	MANUAL, OWNER'S	1	MODEL:99
7-3	99011-87D53-03A	MANUAL, OWNER'S	1	MODEL:00
7-4	99011-87D54-03A	MANUAL, OWNER'S	1	MODEL:01
7-5	99011-87DA2-03A	MANUAL, OWNER'S	1	DT225(G) MODEL:01